

City of Canal Fulton

Director of Finance


155 East Market Street, Suite A

Canal Fulton, Ohio 44614

(330) 854-6761 Fax (330) 854-6260

The following represents a summary of financial highlights from June:

- **June Bank Reconciliation (Page A-1):** The June revenue and expense activity is balanced.
- **Income Taxes (Pages B-1 & B-2):** The June 2018 collections were lower than the June 2017 collections by 4.5 percent. The variance is partially due to not receiving the June withholding payment from the Northwest Local School District. This is a timing issue that should resolve in July when we receive two withholding payments. The year-to-date 2018 collections are still 6.3 percent higher than 2017.
- **Fund Balance Report (Pages C-1, C-2, C-3):** The report shows that the ending unencumbered fund balance in the General Fund is \$651,209, which is higher than 2017 when the General Fund finished June at \$525,801.
- **Revenue Comparison (Page C-4):** This report shows that the June 2018 revenues for the operating funds are generally higher than 2017, which is due to the improved income tax collections and the inflation adjustments that impacted the 2018 utility rates.
- **Expense Comparison (Page C-5):** This report shows that the June 2018 expenses are higher than 2017 due to two employee retirement payouts, the service building renovations, and an interest payment for the Locust Cherry Intersection and Service Building debt.
- **Budget Status Reports (Pages C-6 & C-7):** The report shows that the General Fund expenditures are in line with budget expectations. The higher expenditures in the Street Operating Fund are due to an employee retirement payout.
- **June Invoices:** The total bills reported for June equal \$416,091.54.



City of Canal Fulton

155 East Market Street, Suite A
Canal Fulton, Ohio 44614
(330) 854-6761 Fax (330) 854-6260

Index of June 2018 Reports

Bank Reconciliation

Bank Reconciliation Summary Page A-1

Income Tax Data and Analysis

Income Tax Revenue Data Page B-1

Multi-year YTD Tax Collections Comparison Chart..... Page B-2

Financial Reports

Fund Balance Report (*This report shows year-to-date revenues, expenses and ending fund balance compared to the same period last year*) Page C-1

Ending Fund Balance Comparison - Graph (*This report shows ending fund balances in graph form – derived from Fund Balance Report noted in C-1*)..... Page C-2

Unencumbered General Fund Balance Comparison (*This report shows the ending unencumbered General Fund balances in graph form*)..... Page C-3

Revenue Comparison (*This report shows the 2018 revenue budget, the year-to-date actual revenues, and a comparison to 2017 revenues.*) Page C-4

Expense Comparison (*This report shows the 2018 expense budget, the year-to-date actual expenses, and a comparison to 2017 expenses.*) Page C-5

General Fund Budget Status (*This report shows the 2018 budget, the actual year-to-date expenses and the target spending rate for each department* Page C-6

All Other Fund Budget Status (*This report shows the 2018 budget, the actual year-to-date expenses and the target spending rates for each Non-General Fund department.*) Page C-7

**City of Canal Fulton
Bank Reconciliation
June 2018**

Huntington - General	\$	195,733.44	
Huntington - Payroll		-	
Huntington - Canal Boat		139,833.10	
Huntington - Savings		16,389.83	
Huntington - Health Benefits		3,649.34	
STAR Ohio		5,427,292.67	
Firstmerit - 6 month CD		-	
			Total per Bank \$ 5,782,898.38

Less: Outstanding Checks			
Outstanding Non-Payroll Checks	\$	(41,605.34)	
Outstanding Payroll Checks		(53,258.58)	
Carryover Payroll Deductions		267.35	
			Less: Total Outstanding Checks \$ (94,596.57)

Add: Deposits in Transit			
Cash and Check Bank Deposits		8,605.27	
Property Tax In Transit		-	
Electronic Fund Transfers		-	
			Add: Total Deposits in Transit \$ 8,605.27

Add: Unposted Disbursements			
Electronic Transactions Posted		-	
			Add: Total Unposted Disbursements \$ -

Less: Payroll Items In-Transit			
Payroll In-Transit		650.70	
HRA In-Transit		-	
			Less: In-Transit Payroll Charges \$ 650.70

Reconciling Items:			
NSF Checks - May		98.73	
NSF Checks - June		123.46	
			Less: Total Reconciling Items \$222.19

Adjusted Bank Balance \$ 5,697,779.97

5/31/18 Starting Book Balance	\$	5,678,404.13	
Add: June 2018 Receipts		588,384.03	
Less: June 2018 Disbursements		(569,008.19)	
			6/30/18 Ending Book Balance \$ 5,697,779.97
			Variance \$ -

A-1

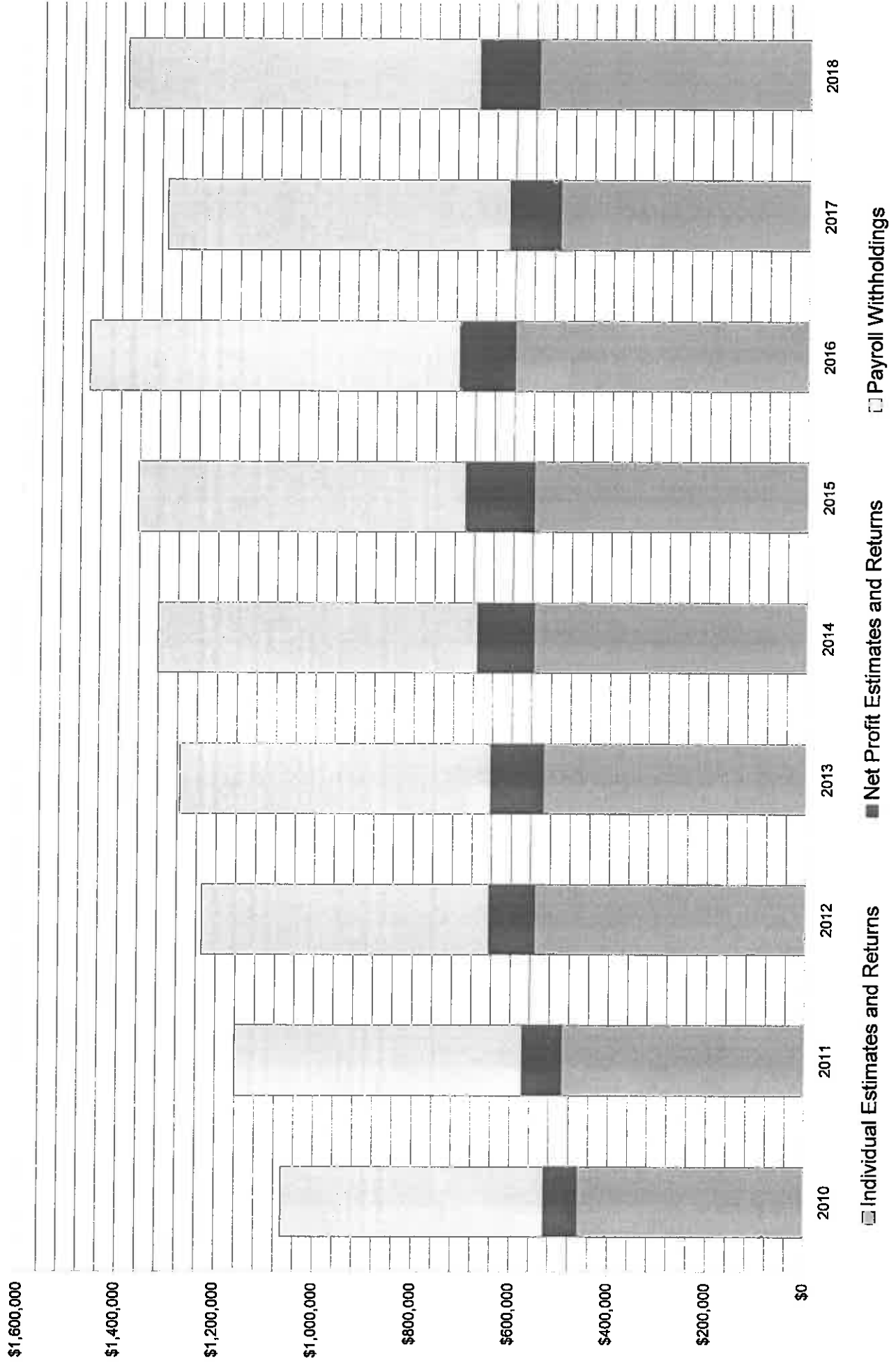
June 2018 Income Tax Revenue Analysis

Month	Individual Estimates and Returns	Net Profit Estimates and Returns	Payroll Withholdings	Total Collections
June 2018	\$ 57,046.57	\$ 22,108.93	\$ 106,611.46	\$ 185,766.96
June 2017	\$ 70,980.43	\$ 14,789.50	\$ 108,828.91	\$ 194,598.84
June 2016	\$ 69,441.79	\$ 23,001.83	\$ 112,702.50	\$ 205,146.12
Comparison to 2017 Percentage Change	\$ (13,933.86) -19.63%	\$ 7,319.43 49.49%	\$ (2,217.45) -2.04%	\$ (8,831.88) -4.54%
Comparison to 2016 Percentage Change	\$ (12,395.22) -17.85%	\$ (892.90) -3.88%	\$ (6,091.04) -5.40%	\$ (19,379.16) -9.45%

Month	Individual Estimates and Returns	Net Profit Estimates and Returns	Payroll Withholdings	Total Collections
YTD 2018	\$ 552,800.57	\$ 121,659.67	\$ 715,732.15	\$ 1,390,192.39
YTD 2017	\$ 507,398.73	\$ 103,613.79	\$ 696,867.01	\$ 1,307,879.53
YTD 2016	\$ 597,878.62	\$ 114,230.17	\$ 750,959.48	\$ 1,463,068.27
Comparison to 2017 Percentage Change	\$ 45,401.84 8.95%	\$ 18,045.88 17.42%	\$ 18,865.14 2.71%	\$ 82,312.86 6.29%
Comparison to 2016 Percentage Change	\$ (45,078.05) -7.54%	\$ 7,429.50 6.50%	\$ (35,227.33) -4.69%	\$ (72,875.88) -4.98%

June YTD Collections	Individual Estimates and Returns	Net Profit Estimates and Returns	Payroll Withholdings	Total Collections
2010	\$ 460,540.83	\$ 67,996.71	\$ 535,976.12	\$ 1,064,513.66
2011	\$ 493,550.49	\$ 80,434.98	\$ 586,106.24	\$ 1,160,091.71
2012	\$ 549,783.58	\$ 94,145.79	\$ 584,009.37	\$ 1,227,938.74
2013	\$ 533,767.81	\$ 108,459.69	\$ 631,340.29	\$ 1,273,567.79
2014	\$ 555,334.60	\$ 116,299.36	\$ 648,831.17	\$ 1,320,465.13
2015	\$ 557,044.45	\$ 140,867.10	\$ 665,056.48	\$ 1,362,968.03
2016	\$ 597,878.62	\$ 114,230.17	\$ 750,959.48	\$ 1,463,068.27
2017	\$ 507,398.73	\$ 103,613.79	\$ 696,867.01	\$ 1,307,879.53
2018	\$ 552,800.57	\$ 121,659.67	\$ 715,732.15	\$ 1,390,192.39

YTD Income Tax Collections as of June 30



2018 Fund Balance Report - June 30, 2018


Fund Description	Beginning Balance as of 1/1/18	YTD Receipts as of 6/30/18	YTD Expenses as of 6/30/18	Ending Balance	Encumbrances	Unencumbered Fund Balance
General Fund	615,649.65	1,542,969.27	1,342,489.88	816,129.04	164,919.97	651,209.07
Street Construction	208,213.05	126,216.10	163,570.08	170,859.07	40,252.05	130,607.02
Police	314,394.16	628,157.54	635,867.57	306,684.13	175,211.90	131,472.23
Fire/EMS	213,055.18	308,415.79	291,838.63	229,632.34	84,429.19	145,203.15
St.Helena II	19,069.25	16,109.18	22,611.56	12,566.87	5,554.85	7,012.02
General Capital Projects	391,053.19	436,873.10	362,206.48	465,719.81	230,135.06	235,584.75
Water Operating	365,345.51	337,346.73	326,929.63	375,762.61	126,611.07	249,151.54
Water Capital Projects	924,478.47	128,611.02	156,287.98	896,801.51	23,121.07	873,680.44
Sewer Operating	379,758.35	415,245.02	384,502.32	410,501.05	228,349.96	182,151.09
Sewer Capital Projects	547,385.49	75,994.73	111,730.02	511,650.20	5,106.08	506,544.12
Reserve Fund	220,000.00	-	-	220,000.00	-	220,000.00
All Other	1,177,747.30	2,277,966.92	2,174,240.88	1,281,473.34	746,548.36	534,924.98
Totals	\$5,376,149.60	\$6,293,905.40	\$5,972,275.03	\$5,697,779.97	\$1,830,239.56	\$3,867,540.41

C-1

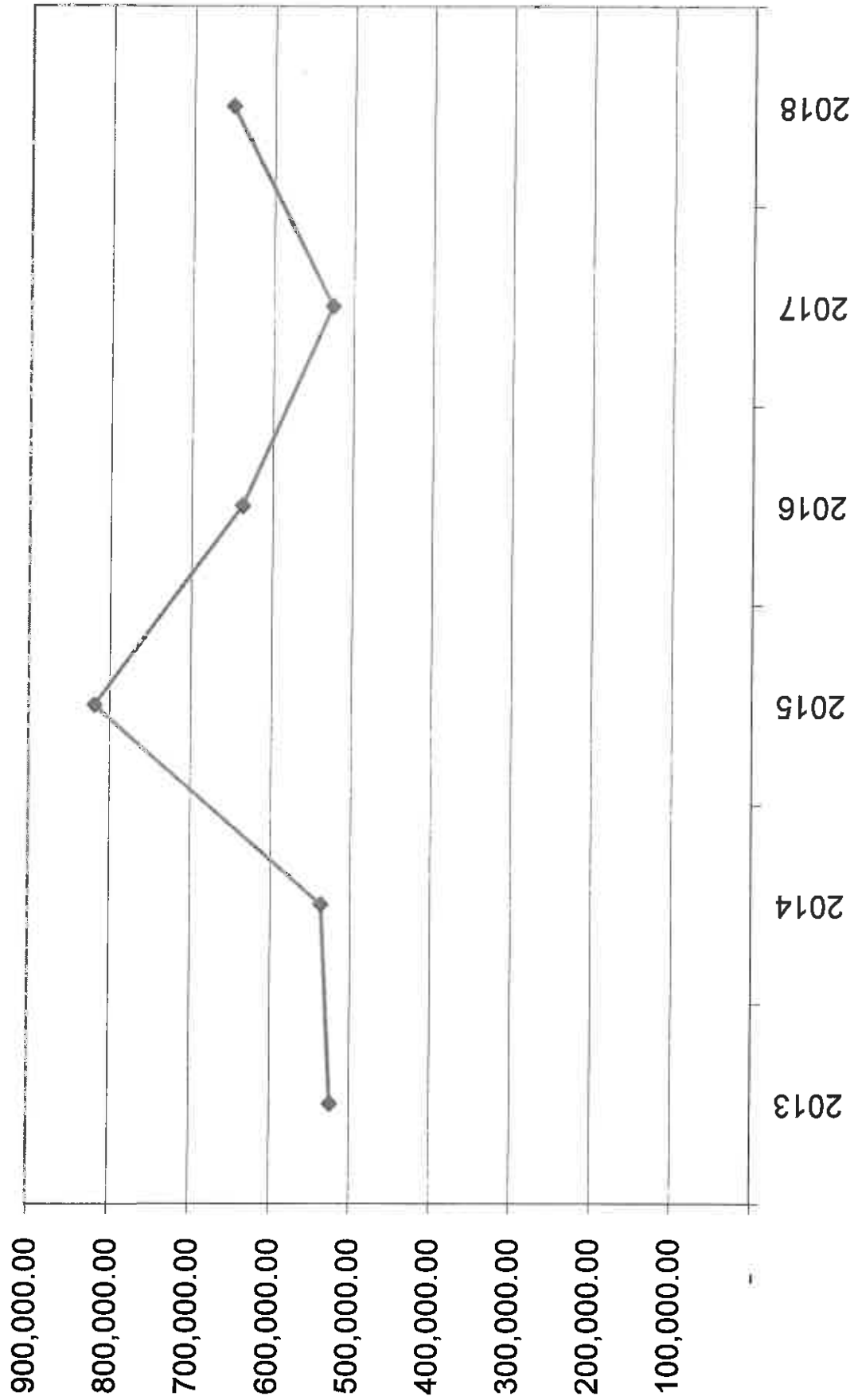
2017 Fund Balance Report - June 30, 2017

Fund Description	Beginning Balance as of 1/1/17	YTD Receipts as of 6/30/17	YTD Expenses as of 6/30/17	Ending Balance	Encumbrances	Unencumbered Fund Balance
General Fund	589,104.68	1,407,776.70	1,306,425.84	690,455.54	164,654.48	525,801.06
Street Construction	200,282.16	122,281.43	135,970.01	186,593.58	37,103.17	149,490.41
Police	270,376.44	604,411.64	621,967.49	252,820.59	127,835.34	124,985.25
Fire/EMS	163,357.70	276,302.68	261,810.18	177,860.20	50,600.21	127,259.99
St.Helena II	13,514.49	15,657.05	16,869.65	12,301.89	3,999.34	8,302.55
General Capital Projects	318,568.06	886,758.60	449,186.55	756,140.11	267,058.10	489,082.01
Water Operating	296,712.02	329,619.77	296,468.51	329,863.28	88,226.87	241,636.41
Water Capital Projects	744,382.56	120,001.23	110,273.59	754,110.20	13,839.43	740,270.77
Sewer Operating	303,399.84	378,241.39	360,332.53	321,308.70	155,724.12	165,584.58
Sewer Capital Projects	449,740.71	38,837.13	35,343.96	453,233.88	10,233.49	443,000.39
Reserve Fund	200,000.00	-	-	200,000.00	-	200,000.00
All Other	1,383,340.90	1,476,610.37	1,492,358.09	1,367,593.18	668,371.89	699,221.29
Totals	\$4,932,789.56	\$5,656,497.99	\$5,087,006.40	\$5,502,281.15	\$1,587,646.44	\$3,914,634.71

Ending Fund Balance Comparison - June 30




Unencumbered General Fund Balance Comparison - June 30



2018 Revenue Comparison - June 30, 2018

Fund Description	Budgeted Revenues	YTD Receipts as of 6/30/18	Percentage Realized	Target Percentage	YTD Receipts as of 6/30/17
General Fund	2,637,794.74	1,542,969.27	58.5%	50.0%	1,407,776.70
Street Construction	258,000.00	126,216.10	48.9%	50.0%	122,281.43
Police	1,222,000.00	628,157.54	51.4%	50.0%	604,411.64
Fire/EMS	539,000.00	308,415.79	57.2%	50.0%	276,302.68
St. Helena II	49,000.00	16,109.18	32.9%	50.0%	15,657.05
General Capital Projects	100,000.00	436,873.10	436.9%	50.0%	886,758.60
Water Operating	655,000.00	337,346.73	51.5%	50.0%	329,619.77
Water Capital Projects	152,000.00	128,611.02	84.6%	50.0%	120,001.23
Sewer Operating	808,000.00	415,245.02	51.4%	50.0%	378,241.39
Sewer Capital Projects	51,000.00	75,994.73	149.0%	50.0%	38,837.13
Reserve Fund	-	-	0.0%	50.0%	-
All Other	541,464.00	2,277,966.92	420.7%	50.0%	1,476,610.37
Totals	\$7,013,258.74	\$6,293,905.40	89.7%	50.0%	\$5,656,497.99

YTD Revenue Comparison

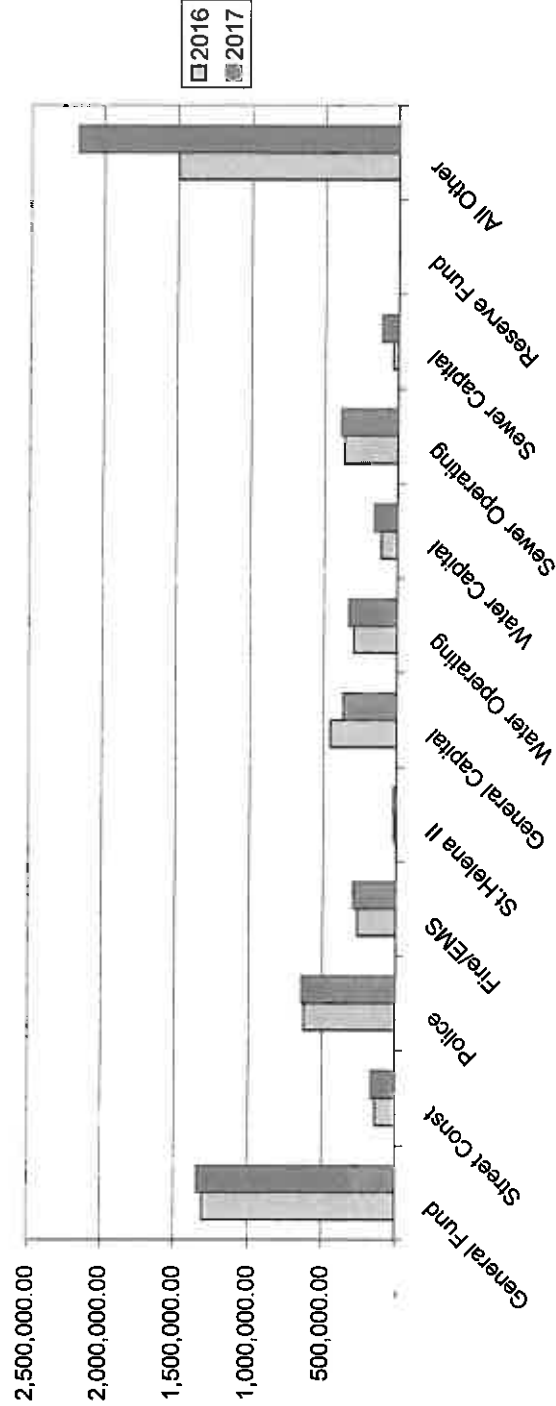


C-4

2018 Expense Comparison - June 30, 2018

Fund Description	Budgeted Expenses	YTD Expenses as of 6/30/18	Percentage Realized	Target Percentage	YTD Expenses as of 6/30/17
General Fund	\$2,714,028.70	1,342,489.88	49.5%	50.0%	1,306,425.84
Street Construction	305,292.48	163,570.08	53.6%	50.0%	135,970.01
Police	1,306,206.35	635,867.57	48.7%	50.0%	621,967.49
Fire/EMS	678,488.87	291,838.63	43.0%	50.0%	261,810.18
St.Helena II	54,322.60	22,611.56	41.6%	50.0%	16,869.65
General Capital Projects	677,720.62	362,206.48	53.4%	50.0%	449,186.55
Water Operating	720,088.99	326,929.63	45.4%	50.0%	296,468.51
Water Capital Projects	166,250.86	156,287.98	94.0%	50.0%	110,273.59
Sewer Operating	886,212.94	384,502.32	43.4%	50.0%	360,332.53
Sewer Capital Projects	183,750.88	111,730.02	60.8%	50.0%	35,343.96
Reserve Fund	-	-	N/A	50.0%	-
All Other	\$3,074,539.85	2,174,240.88	70.7%	50.0%	1,492,358.09
Totals	\$10,766,903.14	\$5,972,275.03	55.5%	50.0%	\$5,087,006.40

YTD Expense Comparison



Budget Status Report - June 30, 2018

Department Description	Budgeted Expenses	YTD Expenses as of 6/30/18	Percentage Realized	Target Percentage
General Fund Departments				
City Council:				
Payroll	21,691.25	10,621.25	49.0%	50.0%
Non-Payroll	1,300.00	54.36	4.2%	50.0%
Administration:				
Payroll	105,679.56	51,255.88	48.5%	50.0%
Non-Payroll	92,350.00	50,179.23	54.3%	50.0%
Finance:				
Payroll	64,003.75	31,215.16	48.8%	50.0%
Non-Payroll	36,038.00	17,498.40	48.6%	50.0%
Income Tax:				
Payroll	69,794.60	34,859.27	49.9%	50.0%
Non-Payroll	96,990.00	44,027.02	45.4%	50.0%
Legal:				
Payroll	17,602.01	8,719.71	49.5%	50.0%
Non-Payroll	45,750.00	22,377.20	48.9%	50.0%
Engineering:				
Payroll	-	-	0.0%	50.0%
Non-Payroll	32,300.00	12,844.08	39.8%	50.0%
Lands/Buildings:				
Payroll	56,448.75	25,853.86	45.8%	50.0%
Non-Payroll	64,800.00	26,559.59	41.0%	50.0%
Community Service:				
Payroll	17,587.50	8,301.39	47.2%	50.0%
Non-Payroll	4,100.00	1,178.57	28.7%	50.0%
Parks & Recreation:				
Payroll	36,054.38	14,632.40	40.6%	50.0%
Non-Payroll	33,775.00	12,324.10	36.5%	50.0%
Miscellaneous:				
Transfers	1,835,000.00	917,500.01	50.0%	50.0%
Street Lighting	23,000.00	10,966.74	47.7%	50.0%
Total General Fund				
Payroll	388,861.80	185,458.92	47.7%	50.0%
Non-Payroll	407,403.00	187,042.55	45.9%	50.0%
Transfers	1,835,000.00	917,500.01	50.0%	50.0%
Street Lighting	23,000.00	10,966.74	47.7%	50.0%
Totals	\$2,654,264.80	\$1,300,968.22	49.0%	50.0%

Budget Status Report - June 30, 2018

Department Description	Budgeted Expenses	YTD Expenses as of 6/30/18	Percentage Realized	Target Percentage
All Other Operating Departments/Funds				
Street Const. & Maint:				
Payroll	194,000.25	101,070.84	52.1%	50.0%
Non-Payroll	94,450.00	46,686.62	49.4%	50.0%
Police:				
Payroll	1,077,160.29	509,919.36	47.3%	50.0%
Non-Payroll	188,100.00	86,933.42	46.2%	50.0%
Fire:				
Payroll	415,260.25	194,074.83	46.7%	50.0%
Non-Payroll	241,800.00	88,365.30	36.5%	50.0%
St. Helena II:				
Payroll	26,403.75	12,328.83	46.7%	50.0%
Non-Payroll	25,550.00	8,232.73	32.2%	50.0%
Water:				
Payroll	458,932.62	210,946.02	46.0%	50.0%
Non-Payroll	225,500.00	91,896.59	40.8%	50.0%
Sewer:				
Payroll	459,525.22	210,946.63	45.9%	50.0%
Non-Payroll	376,500.00	132,755.75	35.3%	50.0%
All Other Funds				
State Hway Improve	21,570.00	10,966.70	50.8%	50.0%
MVL Tax Fund	105,000.00	48,626.45	46.3%	50.0%
Police Enforcement/Educ	1,500.00	402.05	26.8%	50.0%
Law Enforcement Trust	2,000.00	-	0.0%	50.0%
Special Assess. Capital	-	-	0.0%	50.0%
Parks Capital	10,000.00	2,800.00	0.0%	50.0%
Water Capital	102,833.33	97,976.52	95.3%	50.0%
Sewer Capital	120,333.33	53,418.55	44.4%	50.0%
Downtown Capital	10,000.00	2,673.00	26.7%	50.0%
General Capital	564,433.34	236,465.52	41.9%	50.0%
Road Improvements	-	-	0.0%	50.0%
Fire Equipment Fund	7,500.00	709.29	0.0%	50.0%
Water Debt	396,145.75	340,269.80	85.9%	50.0%
Sewer Debt	299,457.00	273,251.37	91.2%	50.0%
G.O. Debt	1,469,706.36	1,315,079.76	89.5%	50.0%
Storm Sewer Utility	50,000.00	14,614.23	29.2%	
Agency	-	1,850.00		50.0%
Total All Funds	\$9,597,926.29	\$5,394,228.38	56.2%	50.0%

Report Title: CHECK APPROVAL REPORT

Report Description:

CHECK REPORT WITH VOUCHER DETAIL AND PO DESCRIPTION.

NOTE: CHECK NUMBER MAY REPEAT DUE TO MULTIPLE VOUCHERS PAID BY A SINGLE CHECK.

Restrictions:

Check #: - None entered.

Check Dt: 06-01-2018 To 06-30-2018

June
Invoices

Check # Vendor name..... Amount..... Voucher Remark..... PO Purpose.....

058210	JAMES STEFAN	445.69	INCOME TAX REFUND 2017 OVERPAY INCOME TAX REFUND	
058211	AKRON SAFETY LITE INC	192.00	STREET SIGNS	STREET SIGNS
058212	AKRON UNIFORMS	119.00	FIRE DEPARTMENT UNIFORMS	FIRE DEPARTMENT UNIFORMS
058213	AMERICAN WINDOW CLEANING CO.	175.00	CITY HALL WINDOW CLEANING	
058214	AQUA DOC	532.50	MANAGE DISCOVERY PARK POND, TR EAT FOR ALGAE	MANAGE DISCOVERY PARK POND, TR EAT FOR ALGAE
058215	B&C COMMUNICATIONS	429.00	CM200D VHF 16CH	
058216	BONDED CHEMICALS INC.	-360.00	WATER & SEWER CHEMICALS	WATER & SEWER CHEMICALS
058216	BONDED CHEMICALS INC.	-360.00	WATER & SEWER CHEMICALS	WATER & SEWER CHEMICALS
058216	BONDED CHEMICALS INC.	-75.00	WATER & SEWER CHEMICALS	WATER & SEWER CHEMICALS
058216	BONDED CHEMICALS INC.	-75.00	WATER & SEWER CHEMICALS	WATER & SEWER CHEMICALS
058216	BONDED CHEMICALS INC.	988.00	WATER & SEWER CHEMICALS	WATER & SEWER CHEMICALS
058216	BONDED CHEMICALS INC.	988.00	WATER & SEWER CHEMICALS	WATER & SEWER CHEMICALS
058216	BONDED CHEMICALS INC.	738.20	WATER & SEWER CHEMICALS	WATER & SEWER CHEMICALS
058216	BONDED CHEMICALS INC.	738.19	WATER & SEWER CHEMICALS	WATER & SEWER CHEMICALS
058217	C. MASSOUH PRINTING	50.00	OFFICE SUPPLIES: ADMIN, FINANC E, TAX, & PARKS	OFFICE SUPPLIES: ADMIN, FINANC E, TAX, & PARKS
058217	C. MASSOUH PRINTING	140.00	OFFICE SUPPLIES: ADMIN, FINANC E, TAX, & PARKS	OFFICE SUPPLIES: ADMIN, FINANC E, TAX, & PARKS
058217	C. MASSOUH PRINTING	26.00	OFFICE SUPPLIES: ADMIN, FINANC E, TAX, & PARKS	OFFICE SUPPLIES: ADMIN, FINANC E, TAX, & PARKS
058217	C. MASSOUH PRINTING	2673.00	2018 VISITOR DIRETARY newsletter	2018 VISITOR DIRETARY newsletter
058218	CANTON DATA PRINT INC.	561.71	newsletter	
058219	CLANCY & ASSOCIATES LLC	700.00	PREPARE, CONDUCT, SCORE CIVIL SERVICE TEST	PREPARE, CONDUCT, SCORE CIVIL SERVICE TEST
058219	CLANCY & ASSOCIATES LLC	754.00	PREPARE, CONDUCT, SCORE CIVIL SERVICE TEST	PREPARE, CONDUCT, SCORE CIVIL SERVICE TEST
058220	CONTROL ASSOCIATES INC	912.84	GENERAL SUPPLIES-WATER DEPARTM ENT	GENERAL SUPPLIES-WATER DEPARTM ENT
058221	CORE & MAIN LP	612.20	UTILITY SUPPLIES	UTILITY SUPPLIES
058221	CORE & MAIN LP	612.20	UTILITY SUPPLIES	UTILITY SUPPLIES
058222	D&R SUPPLY, INC.	339.95	STREET REPAIR MATERIALS	STREET REPAIR MATERIALS
058222	D&R SUPPLY, INC.	98.80	STREET REPAIR MATERIALS	STREET REPAIR MATERIALS
058223	DONALD C. MCPEEK	23.57	UTILITIES OVERPAYMENT REFUND 0 3*0680*1	
058223	DONALD C. MCPEEK	29.81	UTILITIES OVERPAYMENT REFUND 0 3*0680*1	
058223	DONALD C. MCPEEK	-2.00	UTILITIES OVERPAYMENT REFUND 0 3*0680*1	
058224	ELAINE WEITZEL	80.00	POLICE DEPARTMENT CLEANING	POLICE DEPARTMENT CLEANING
058225	EMBLEM ENTERPRISES, INC.	402.05	C F POLICE EMBLEM PATCHES 300 PATCHES AT \$1.2	C F POLICE EMBLEM PATCHES 300 PATCHES AT \$1.2
058226	FIRE FORCE, INC	918.00	BAGS FOR THE SCBA MASKS	BAGS FOR THE SCBA MASKS
058226	FIRE FORCE, INC	15.00	BAGS FOR THE SCBA MASKS	
058227	FLICKINGER WETLAND CO., LLC	2800.00	PHASE I WETLAND DELINEATION, P HRASE II REPORT	PHASE I WETLAND DELINEATION, P HRASE II REPORT
058228	GRAYDIAN	200.00	YEARLY WEB HOSTING FEES	
058229	GUTH LABORATORIES INC	29.56	BAC SOLUTION 500ML. 10% CERTIF IED PREMIX	BAC SOLUTION 500ML. 10% CERTIF IED PREMIX
058230	HANNAH DAUT	50.00	PARK DEPOSIT REFUND	
058231	HILLYARD OHIO	111.70	OFFICE SUPPLIES: ADMIN, FINANC E, TAX, & PARKS	OFFICE SUPPLIES: ADMIN, FINANC E, TAX, & PARKS
058232	INDEPENDENT PROTECTION SYSTEMS	435.00	NORTHWEST STARK SENIOR CENTER	
058233	JORDAN EDDY	50.00	PARK DEPOSIT REFUND	

Check #	Vendor name	Amount	Voucher Remark	PO Purpose
058234	KRAFT POWER CORPORATION	279.00	(5) UTILITY GEN LOAD BANK TESTING ON ALL FIVE	(5) UTILITY GEN LOAD BANK TESTING ON ALL FIVE
058234	KRAFT POWER CORPORATION	279.00	(5) UTILITY GEN LOAD BANK TESTING ON ALL FIVE	(5) UTILITY GEN LOAD BANK TESTING ON ALL FIVE
058234	KRAFT POWER CORPORATION	279.00	(5) UTILITY GEN LOAD BANK TESTING ON ALL FIVE	(5) UTILITY GEN LOAD BANK TESTING ON ALL FIVE
058234	KRAFT POWER CORPORATION	279.00	(5) UTILITY GEN LOAD BANK TESTING ON ALL FIVE	(5) UTILITY GEN LOAD BANK TESTING ON ALL FIVE
058234	KRAFT POWER CORPORATION	279.00	(5) UTILITY GEN LOAD BANK TESTING ON ALL FIVE	(5) UTILITY GEN LOAD BANK TESTING ON ALL FIVE
058234	KRAFT POWER CORPORATION	279.00	(5) UTILITY GEN LOAD BANK TESTING ON ALL FIVE	(5) UTILITY GEN LOAD BANK TESTING ON ALL FIVE
058234	KRAFT POWER CORPORATION	279.00	(5) UTILITY GEN LOAD BANK TESTING ON ALL FIVE	(5) UTILITY GEN LOAD BANK TESTING ON ALL FIVE
058234	KRAFT POWER CORPORATION	279.00	(5) UTILITY GEN LOAD BANK TESTING ON ALL FIVE	(5) UTILITY GEN LOAD BANK TESTING ON ALL FIVE
058234	KRAFT POWER CORPORATION	279.00	(5) UTILITY GEN LOAD BANK TESTING ON ALL FIVE	(5) UTILITY GEN LOAD BANK TESTING ON ALL FIVE
058234	KRAFT POWER CORPORATION	279.00	(5) UTILITY GEN LOAD BANK TESTING ON ALL FIVE	(5) UTILITY GEN LOAD BANK TESTING ON ALL FIVE
058235	MASSILLON MUNICIPAL COURT	170.00	OUTSTANDING COURT COSTS 2013-C	NEW CASE FILING
058236	MIKE HATFIELD	35.00	204 CHERRY STREET MOWING AND T	
058236	MIKE HATFIELD	70.00	336 POPLAR MOWING AND TRIM	
058236	MIKE HATFIELD	175.00	335 POPLAR MOWING AND TRIM	
058236	MIKE HATFIELD	280.00	2217 LOCUST STREET	
058237	MOBILE TEK CONSULTING	730.00	PANASONIC REFURBISHED TOUGHBOO	PANASONIC REFURBISHED TOUGHBOO
058238	OHIO BUREAU OF WORKERS COMP	15.30	K FOR CRUISER	K FOR CRUISER
058238	OHIO BUREAU OF WORKERS COMP	89.00	WORKERS COMPENSATION POLICY #3	
058238	OHIO BUREAU OF WORKERS COMP	47.09	WORKERS COMPENSATION POLICY #3	
058238	OHIO BUREAU OF WORKERS COMP	56.94	WORKERS COMPENSATION POLICY #3	
058238	OHIO BUREAU OF WORKERS COMP	12.79	WORKERS COMPENSATION POLICY #3	
058238	OHIO BUREAU OF WORKERS COMP	32.72	WORKERS COMPENSATION POLICY #3	
058238	OHIO BUREAU OF WORKERS COMP	13.56	WORKERS COMPENSATION POLICY #3	
058238	OHIO BUREAU OF WORKERS COMP	29.54	WORKERS COMPENSATION POLICY #3	
058238	OHIO BUREAU OF WORKERS COMP	135.40	WORKERS COMPENSATION POLICY #3	
058238	OHIO BUREAU OF WORKERS COMP	804.78	WORKERS COMPENSATION POLICY #3	
058238	OHIO BUREAU OF WORKERS COMP	387.95	WORKERS COMPENSATION POLICY #3	
058238	OHIO BUREAU OF WORKERS COMP	24.64	WORKERS COMPENSATION POLICY #3	
058238	OHIO BUREAU OF WORKERS COMP	320.18	WORKERS COMPENSATION POLICY #3	
058238	OHIO BUREAU OF WORKERS COMP	320.19	WORKERS COMPENSATION POLICY #3	

Check #	Vendor name	Amount	Voucher Remark	PO Purpose
058239	OHIO EDISON COMPANY	461.89	2018 ELECTRICITY COST	2018 ELECTRICITY COST
058240	OHIO FIRE & EMERG. SVC. FND.	375.00	DR. JOHN MAXWELL 21 IRREFUTABL E LAWS OF LEADE	DR. JOHN MAXWELL 21 IRREFUTABL E LAWS OF LEADE
058241	OHIO TREASURER OF STATE	3443.17	OPWC DEBT PAYMENTS	OPWC DEBT PAYMENTS
058241	OHIO TREASURER OF STATE	15014.87	OPWC DEBT PAYMENTS	OPWC DEBT PAYMENTS
058241	OHIO TREASURER OF STATE	8291.22	OPWC DEBT PAYMENTS	OPWC DEBT PAYMENTS
058241	OHIO TREASURER OF STATE	10429.88	OPWC DEBT PAYMENTS	OPWC DEBT PAYMENTS
058241	OHIO TREASURER OF STATE	9402.50	OPWC DEBT PAYMENTS	OPWC DEBT PAYMENTS
058241	OHIO TREASURER OF STATE	1939.28	OPWC DEBT PAYMENTS	OPWC DEBT PAYMENTS
058241	OHIO TREASURER OF STATE	4268.75	OPWC DEBT PAYMENTS	OPWC DEBT PAYMENTS
058241	OHIO TREASURER OF STATE	21689.25	OPWC DEBT PAYMENTS	OPWC DEBT PAYMENTS
058242	OR-TEC SALES LTD	328.00	ONE (1) SET OF BRUSHES & INSTA LL IN COMPUTER	ONE (1) SET OF BRUSHES & INSTA LL IN COMPUTER
058243	PPI GRAPHICS	396.93	UTILITY BILL PRINTING & SUPPLI ES	UTILITY BILL PRINTING & SUPPLI ES
058243	PPI GRAPHICS	396.93	UTILITY BILL PRINTING & SUPPLI ES	UTILITY BILL PRINTING & SUPPLI ES
058243	PPI GRAPHICS	15.10	UTILITY BILLING SUPPLIES	UTILITY BILLING SUPPLIES
058243	PPI GRAPHICS	15.09	UTILITY BILLING SUPPLIES	UTILITY BILLING SUPPLIES
058243	PPI GRAPHICS	33.14	DEPOSIT SLIP BOOKS	DEPOSIT SLIP BOOKS
058243	PPI GRAPHICS	33.14	DEPOSIT SLIP BOOKS	DEPOSIT SLIP BOOKS
058243	PPI GRAPHICS	33.14	DEPOSIT SLIP BOOKS	DEPOSIT SLIP BOOKS
058243	PPI GRAPHICS	33.14	DEPOSIT SLIP BOOKS	DEPOSIT SLIP BOOKS
058244	PREFERRED TEMPORARY SERVICES	230.80	GROUNDSKEEPER & STREET WORK	GROUNDSKEEPER & STREET WORK
058244	PREFERRED TEMPORARY SERVICES	230.80	GROUNDSKEEPER & STREET WORK	GROUNDSKEEPER & STREET WORK
058244	PREFERRED TEMPORARY SERVICES	230.80	GROUNDSKEEPER & STREET WORK	GROUNDSKEEPER & STREET WORK
058244	PREFERRED TEMPORARY SERVICES	230.80	GROUNDSKEEPER & STREET WORK	GROUNDSKEEPER & STREET WORK
058245	SAND ROCK WATER	33.75	POLICE DEPARTMENT WATER	POLICE DEPARTMENT WATER
058246	STEPHEN A. GINELLA JR	340.81	COLLECTION SERVICES	COLLECTION SERVICES
058246	STEPHEN A. GINELLA JR	87.13	COLLECTION SERVICES	COLLECTION SERVICES
058246	STEPHEN A. GINELLA JR	87.12	COLLECTION SERVICES	COLLECTION SERVICES
058247	TONI DALTON	50.00	PARK DEPOSIT REFUND	
058248	U. S. POSTMASTER	1414.37	NEWSLETTER	NEWSLETTER
058249	UNIFIRST CORPORATION	165.50	CITY HALL RUGS	CITY HALL RUGS
058249	UNIFIRST CORPORATION	82.75	CITY HALL RUGS	CITY HALL RUGS
058249	UNIFIRST CORPORATION	82.75	CITY HALL RUGS	CITY HALL RUGS
058250	WORKMAN'S AUTO PARTS	324.61	AUTO PARTS	AUTO PARTS
058250	WORKMAN'S AUTO PARTS	153.51	AUTO PARTS	AUTO PARTS
058251	WORKMAN'S AUTO PARTS	98.16	AUTO PARTS	AUTO PARTS
058252	WORKMAN'S AUTO PARTS	20.93	VEHICLE REPAIR PARTS	
058253	WORKMAN'S AUTO PARTS	394.57	VEHICLE REPAIR PARTS	
058254	STARDUST DINNER THEATRE	500.00	canal boat performance	
058255	AKRON BEARING COMPANY, INC.	27.11	PARKS SUPPLIES	
058256	AKRON INDUSTRIAL MOTOR SERVICE	75.00	GENERAL SUPPLIES-SEWER DEPARTM ENT	GENERAL SUPPLIES-SEWER DEPARTM ENT
058257	ALCO	290.87	EMS SUPPLIES	EMS SUPPLIES
058258	AMAZON/SYNCB	180.45	M.V. GENERAL SUPPLIES: POLICE	M.V. GENERAL SUPPLIES: POLICE
058258	AMAZON/SYNCB	141.73	OFFICE SUPPLIES: ADMIN, FINANC E, TAX, & PARKS	OFFICE SUPPLIES: ADMIN, FINANC E, TAX, & PARKS
058258	AMAZON/SYNCB	105.25	OFFICE SUPPLIES: ADMIN, FINANC E, TAX, & PARKS	OFFICE SUPPLIES: ADMIN, FINANC E, TAX, & PARKS
058258	AMAZON/SYNCB	174.81	OFFICE SUPPLIES: ADMIN, FINANC E, TAX, & PARKS	OFFICE SUPPLIES: ADMIN, FINANC E, TAX, & PARKS
058258	AMAZON/SYNCB	47.95	OFFICE SUPPLIES: ADMIN, FINANC E, TAX, & PARKS	OFFICE SUPPLIES: ADMIN, FINANC E, TAX, & PARKS

Check #	Vendor name	Amount	Voucher Remark	PO Purpose
058279	NEO DIGITAL	17.00	NEW SERVER FOR CITY HALL	NEW SERVER FOR CITY HALL
058279	NEO DIGITAL	17.00	NEW SERVER FOR CITY HALL	NEW SERVER FOR CITY HALL
058279	NEO DIGITAL	17.00	NEW SERVER FOR CITY HALL	NEW SERVER FOR CITY HALL
058279	NEO DIGITAL	200.00	SIGNAL BOOSTER @960 MILES	SIGNAL BOOSTER @960 MILES
058279	NEO DIGITAL	200.00	SIGNAL BOOSTER @960 MILES	SIGNAL BOOSTER @960 MILES
058279	NEO DIGITAL	9.00	SIGNAL BOOSTER @960 MILES	
058279	NEO DIGITAL	9.00	SIGNAL BOOSTER @960 MILES	
058279	NEO DIGITAL	85.00	RESOLVE ZONING PC ISSUES	
058280	NORTHWEST FIREFIGHTERS ASSOC.	635.00	SAFER GRANT - TRAILER WRAP	
058281	NORTHWEST LSD	23.09	2018 M.V. FOR FUEL	2018 M.V. FOR FUEL
058281	NORTHWEST LSD	309.54	2018 M.V. FOR FUEL	2018 M.V. FOR FUEL
058281	NORTHWEST LSD	1171.83	2018 M.V. FOR FUEL	2018 M.V. FOR FUEL
058281	NORTHWEST LSD	446.95	2018 M.V. FOR FUEL	2018 M.V. FOR FUEL
058281	NORTHWEST LSD	195.69	2018 M.V. FOR FUEL	2018 M.V. FOR FUEL
058281	NORTHWEST LSD	195.69	2018 M.V. FOR FUEL	2018 M.V. FOR FUEL
058282	O.P.E.R.S.	179.93	EMPLOYEE PENSION, EMPLOYER SHA	
058282	O.P.E.R.S.	881.88	EMPLOYEE PENSION, EMPLOYER SHA	
058282	O.P.E.R.S.	464.33	EMPLOYEE PENSION, EMPLOYER SHA	
058282	O.P.E.R.S.	568.74	EMPLOYEE PENSION, EMPLOYER SHA	
058282	O.P.E.R.S.	137.95	EMPLOYEE PENSION, EMPLOYER SHA	
058282	O.P.E.R.S.	288.43	EMPLOYEE PENSION, EMPLOYER SHA	
058282	O.P.E.R.S.	172.48	EMPLOYEE PENSION, EMPLOYER SHA	
058282	O.P.E.R.S.	1114.75	EMPLOYEE PENSION, EMPLOYER SHA	
058282	O.P.E.R.S.	827.90	EMPLOYEE PENSION, EMPLOYER SHA	
058282	O.P.E.R.S.	99.66	EMPLOYEE PENSION, EMPLOYER SHA	
058282	O.P.E.R.S.	546.38	EMPLOYEE PENSION, EMPLOYER SHA	
058282	O.P.E.R.S.	392.53	EMPLOYEE PENSION, EMPLOYER SHA	
058282	O.P.E.R.S.	3137.78	EMPLOYEE PENSION, EMPLOYER SHA	
058282	O.P.E.R.S.	3137.84	EMPLOYEE PENSION, EMPLOYER SHA	
058283	OH POLICE & FIRE PENSION FUND	8826.64	EMPLOYEE PENSION, EMPLOYER SHA	
058284	OHIO BILLING, INC.	800.00	EMS INSURANCE BILLING	EMS INSURANCE BILLING
058285	OHIO EDISON COMPANY	75.21	2018 ELECTRICITY COST	2018 ELECTRICITY COST
058286	OHIO EDISON COMPANY	16.29	2018 ELECTRICITY COST	2018 ELECTRICITY COST
058287	OHIO EDISON COMPANY	626.25	2018 ELECTRICITY COST	2018 ELECTRICITY COST
058287	OHIO EDISON COMPANY	626.24	2018 ELECTRICITY COST	2018 ELECTRICITY COST
058288	OHIO EDISON COMPANY	17.74	2018 ELECTRICITY COST	2018 ELECTRICITY COST
058289	OHIO EDISON COMPANY	27.88	2018 ELECTRICITY COST	2018 ELECTRICITY COST
058289	OHIO EDISON COMPANY	27.88	2018 ELECTRICITY COST	2018 ELECTRICITY COST
058290	OHIO EDISON COMPANY	279.68	2018 ELECTRICITY COST	2018 ELECTRICITY COST
058290	OHIO EDISON COMPANY	1695.65	2018 ELECTRICITY COST	2018 ELECTRICITY COST
058290	OHIO EDISON COMPANY	346.15	2018 ELECTRICITY COST	2018 ELECTRICITY COST

Check #	Vendor name	Amount	Voucher Remark	PO Purpose
058290	OHIO EDISON COMPANY	281.41	2018 ELECTRICITY COST	2018 ELECTRICITY COST
058290	OHIO EDISON COMPANY	1695.65	2018 ELECTRICITY COST	2018 ELECTRICITY COST
058290	OHIO EDISON COMPANY	2759.42	2018 ELECTRICITY COST	2018 ELECTRICITY COST
058290	OHIO EDISON COMPANY	4601.08	2018 ELECTRICITY COST	2018 ELECTRICITY COST
058290	OHIO EDISON COMPANY	5484.47	2018 ELECTRICITY COST	2018 ELECTRICITY COST
058291	PITNEY BOWES GLOBAL FINANCIAL	186.00	LEASING CHARGES	
058292	PPI GRAPHICS	246.59	UTILITY BILL PRINTING & SUPPLI ES	UTILITY BILL PRINTING & SUPPLI ES
058292	PPI GRAPHICS	246.58	UTILITY BILL PRINTING & SUPPLI ES	UTILITY BILL PRINTING & SUPPLI ES
058292	PPI GRAPHICS	397.56	UTILITY BILL PRINTING & SUPPLI ES	UTILITY BILL PRINTING & SUPPLI ES
058292	PPI GRAPHICS	397.56	UTILITY BILL PRINTING & SUPPLI ES	UTILITY BILL PRINTING & SUPPLI ES
058293	PREFERRED TEMPORARY SERVICES	282.68	GROUNDSKEEPER & STREET WORK	GROUNDSKEEPER & STREET WORK
058293	PREFERRED TEMPORARY SERVICES	282.68	GROUNDSKEEPER & STREET WORK	GROUNDSKEEPER & STREET WORK
058293	PREFERRED TEMPORARY SERVICES	282.68	GROUNDSKEEPER & STREET WORK	GROUNDSKEEPER & STREET WORK
058293	PREFERRED TEMPORARY SERVICES	282.67	GROUNDSKEEPER & STREET WORK	GROUNDSKEEPER & STREET WORK
058293	PREFERRED TEMPORARY SERVICES	278.80	GROUNDSKEEPER & STREET WORK	GROUNDSKEEPER & STREET WORK
058293	PREFERRED TEMPORARY SERVICES	278.80	GROUNDSKEEPER & STREET WORK	GROUNDSKEEPER & STREET WORK
058293	PREFERRED TEMPORARY SERVICES	278.79	GROUNDSKEEPER & STREET WORK	GROUNDSKEEPER & STREET WORK
058293	PREFERRED TEMPORARY SERVICES	278.79	GROUNDSKEEPER & STREET WORK	GROUNDSKEEPER & STREET WORK
058294	REAM & HAAGER LABORATORY INC	250.50	WATER SUPPLIES	WATER SUPPLIES
058294	REAM & HAAGER LABORATORY INC	133.00	WATER SUPPLIES	WATER SUPPLIES
058295	REPOSITORY - GATEHOUSE MEDIA	24.50	NEWSPAPER SUBSCRIPTION	NEWSPAPER SUBSCRIPTION
058296	RON FALLERT	100.00	CIVIL SERVICE MEETINGS	
058297	ROSCOE VILLAGE	238.32	PLAN & PROFILE MAPS	
058298	SAMUEL R. WILSON	100.00	CIVIL SERVICE MEETINGS	
058299	SUPERFLEET MASTERCARD PROGRAM	69.80	2018 M.V. FOR FUEL	2018 M.V. FOR FUEL
058300	THE TIMES REPORTER	1034.41	PRINTING OF SUMMER NEWSLETTER	PRINTING OF SUMMER NEWSLETTER
058301	TREASURER, STATE OF OHIO	150.00	VOLUNTEER FIRE FIGHTERS DEPEND ENTS FUND	
058302	VERIZON WIRELESS	14.14	2018 WIRELESS PHONE LINES	2018 WIRELESS PHONE LINES
058303	WARREN FIRE EQUIPMENT, INC.	474.65	GENERAL SUPPLIES-WATER DEPARTM ENT	GENERAL SUPPLIES-WATER DEPARTM ENT
058304	WORKMAN'S AUTO PARTS	152.50	AUTO PARTS	AUTO PARTS
058305	WORKMAN'S AUTO PARTS	126.91	VEHICLE REPAIR PARTS	
058306	ADVANCE AUTO PARTS PROF.	56.37	AUTO REPAIR PARTS-POLICE	AUTO REPAIR PARTS-POLICE
058307	AIRGAS USA, LLC	9.39	EMS SUPPLIES	EMS SUPPLIES
058308	AKRON UNIFORMS	59.47	FIRE DEPARTMENT UNIFORMS	FIRE DEPARTMENT UNIFORMS
058309	AMAZON/SYNCB	203.63	MV OFFICE SUPPLIES: POLICE, FIRE, UTILITIES	MV OFFICE SUPPLIES: POLICE, FIRE, UTILITIES
058309	AMAZON/SYNCB	35.66	MV OFFICE SUPPLIES: POLICE, FIRE, UTILITIES	MV OFFICE SUPPLIES: POLICE, FIRE, UTILITIES
058309	AMAZON/SYNCB	35.62	MV OFFICE SUPPLIES: POLICE, FIRE, UTILITIES	MV OFFICE SUPPLIES: POLICE, FIRE, UTILITIES
058309	AMAZON/SYNCB	11.99	M.V. GENERAL SUPPLIES: STREET	M.V. GENERAL SUPPLIES: STREET
058309	AMAZON/SYNCB	26.47	OFFICE SUPPLIES: ADMIN, FINANC E, TAX, & PARKS	OFFICE SUPPLIES: ADMIN, FINANC E, TAX, & PARKS
058309	AMAZON/SYNCB	165.03	OFFICE SUPPLIES: ADMIN, FINANC E, TAX, & PARKS	OFFICE SUPPLIES: ADMIN, FINANC E, TAX, & PARKS
058309	AMAZON/SYNCB	213.22	OFFICE SUPPLIES: ADMIN, FINANC E, TAX, & PARKS	OFFICE SUPPLIES: ADMIN, FINANC E, TAX, & PARKS
058309	AMAZON/SYNCB	82.53	OFFICE SUPPLIES	
058310	AMERICAN SOLUTIONS FOR	173.73	OFFICE SUPPLIES: ADMIN, FINANC E, TAX, & PARKS	OFFICE SUPPLIES: ADMIN, FINANC E, TAX, & PARKS

Check #	Vendor name	Amount	Voucher Remark	PO Purpose
058310	AMERICAN SOLUTIONS FOR	207.74	PAY-IN BOOKS	
058311	ANNE TROPEA	50.00	PARK DEPOSIT REFUND	
058312	BRADY SPENCE SPORTING GOODS	63.00	T-SHIRTS FOR SUMMER WORKERS	T-SHIRTS FOR SUMMER WORKERS
058313	CANAL FULTON ENTERPRISES INC	375.00	LIFT STATION WIRING	
058314	CLARK, SCHAEFFER & HACKETT	2688.00	2018 FINANCIAL AUDIT	2018 FINANCIAL AUDIT
058314	CLARK, SCHAEFFER & HACKETT	1856.00	2018 FINANCIAL AUDIT	2018 FINANCIAL AUDIT
058314	CLARK, SCHAEFFER & HACKETT	1856.00	2018 FINANCIAL AUDIT	2018 FINANCIAL AUDIT
058315	DOC'S LAWN & GARDEN	22.30	PARKS PARTS	
058316	EASTON TELECOM	9.92	SPECIAL PURPOSE PHONE LINES	SPECIAL PURPOSE PHONE LINES
058316	EASTON TELECOM	108.30	SPECIAL PURPOSE PHONE LINES	SPECIAL PURPOSE PHONE LINES
058316	EASTON TELECOM	42.44	SPECIAL PURPOSE PHONE LINES	SPECIAL PURPOSE PHONE LINES
058316	EASTON TELECOM	80.29	SPECIAL PURPOSE PHONE LINES	SPECIAL PURPOSE PHONE LINES
058316	EASTON TELECOM	146.80	SPECIAL PURPOSE PHONE LINES	SPECIAL PURPOSE PHONE LINES
058316	EASTON TELECOM	209.67	SPECIAL PURPOSE PHONE LINES	SPECIAL PURPOSE PHONE LINES
058316	EASTON TELECOM	102.78	SPECIAL PURPOSE PHONE LINES	SPECIAL PURPOSE PHONE LINES
058316	EASTON TELECOM	52.35	SPECIAL PURPOSE PHONE LINES	SPECIAL PURPOSE PHONE LINES
058316	EASTON TELECOM	352.81	SPECIAL PURPOSE PHONE LINES	SPECIAL PURPOSE PHONE LINES
058317	FULTON HARDWARE INC	243.99	GENERAL SUPPLIES-SEWER DEPARTM ENT	GENERAL SUPPLIES-SEWER DEPARTM ENT
058317	FULTON HARDWARE INC	137.19	GENERAL SUPPLIES-WATER DEPARTM ENT	GENERAL SUPPLIES-WATER DEPARTM ENT
058317	FULTON HARDWARE INC	38.51	HARDWARE	HARDWARE
058317	FULTON HARDWARE INC	51.03	HARDWARE	HARDWARE
058317	FULTON HARDWARE INC	248.77	DEPARTMENT SUPPLIES	
058317	FULTON HARDWARE INC	26.30	DEPARTMENT SUPPLIES	
058318	FURBAY/MANSFIELD ELECTRIC CO.	103.00	M.V. GENERAL SUPPLIES: FIRE	M.V. GENERAL SUPPLIES: FIRE
058319	HARRY CROFT	50.00	PARK DEPOSIT REFUND	
058320	HEY MAVIS MUSIC	400.00	HEY MAVIS PERFORMANCE CANAL BO AT	HEY MAVIS PERFORMANCE CANAL BO AT
058321	HOME DEPOT CREDIT SERVICES	89.85	M.V. GENERAL SUPPLIES: STREET	M.V. GENERAL SUPPLIES: STREET
058322	JESSICA MALY	50.00	PARK DEPOSIT REFUND	
058323	LINCOLN NATIONAL LIFE	7.46	LIFE INSURANCE	LIFE INSURANCE
058323	LINCOLN NATIONAL LIFE	7.46	LIFE INSURANCE	LIFE INSURANCE
058323	LINCOLN NATIONAL LIFE	8.88	LIFE INSURANCE	LIFE INSURANCE
058323	LINCOLN NATIONAL LIFE	4.44	LIFE INSURANCE	LIFE INSURANCE
058323	LINCOLN NATIONAL LIFE	19.54	LIFE INSURANCE	LIFE INSURANCE
058323	LINCOLN NATIONAL LIFE	41.98	LIFE INSURANCE	LIFE INSURANCE
058323	LINCOLN NATIONAL LIFE	41.97	LIFE INSURANCE	LIFE INSURANCE
058323	LINCOLN NATIONAL LIFE	90.58	LIFE INSURANCE	LIFE INSURANCE
058323	LINCOLN NATIONAL LIFE	1.78	LIFE INSURANCE	LIFE INSURANCE
058324	MASSILLON CABLE INC	45.25	INTERNET	INTERNET
058324	MASSILLON CABLE INC	45.25	INTERNET	INTERNET
058324	MASSILLON CABLE INC	45.25	INTERNET	INTERNET
058324	MASSILLON CABLE INC	5.00	INTERNET	INTERNET
058324	MASSILLON CABLE INC	5.00	INTERNET	INTERNET
058324	MASSILLON CABLE INC	36.99	INTERNET	INTERNET
058324	MASSILLON CABLE INC	36.99	INTERNET	INTERNET
058324	MASSILLON CABLE INC	36.99	INTERNET	INTERNET
058324	MASSILLON CABLE INC	36.99	INTERNET	INTERNET
058324	MASSILLON CABLE INC	36.99	INTERNET	INTERNET
058324	MASSILLON CABLE INC	45.25	STREET DEPT. INTERNET	STREET DEPT. INTERNET
058325	NORTHERN MOBILE ELECTRIC	88.86	M.V. GENERAL SUPPLIES: FIRE	M.V. GENERAL SUPPLIES: FIRE
058326	OHIO EDISON COMPANY	116.13	2018 ELECTRICITY COST	2018 ELECTRICITY COST
058327	OHIO EDISON COMPANY	929.93	2018 ELECTRICITY COST	2018 ELECTRICITY COST
058328	OHIO EDISON COMPANY	152.57	2018 ELECTRICITY COST	2018 ELECTRICITY COST

Check #	Vendor name	Amount	Voucher Remark	PO Purpose
058328	OHIO EDISON COMPANY	152.57	2018 ELECTRICITY COST	2018 ELECTRICITY COST
058328	OHIO EDISON COMPANY	152.57	2018 ELECTRICITY COST	2018 ELECTRICITY COST
058329	OHIO FIREFIGHTERS ASSOCIATION	4800.00	2018 OYFETA FEES: 8 STUDENTS, 4 JR. STAFF	
058329	OHIO FIREFIGHTERS ASSOCIATION	380.00	2018 OYFETA FEES: 8 STUDENTS, 4 JR. STAFF	
058330	PREFERRED TEMPORARY SERVICES	288.50	GROUNDSKEEPER & STREET WORK	GROUNDSKEEPER & STREET WORK
058330	PREFERRED TEMPORARY SERVICES	288.50	GROUNDSKEEPER & STREET WORK	GROUNDSKEEPER & STREET WORK
058330	PREFERRED TEMPORARY SERVICES	288.50	GROUNDSKEEPER & STREET WORK	GROUNDSKEEPER & STREET WORK
058331	REAM & HAAGER LABORATORY INC	133.00	WATER SUPPLIES	WATER SUPPLIES
058332	REILLY SWEEPING INC.	488.00	CEMETARY BROOM SWEEPING	
058333	REPOSITORY - GATEHOUSE MEDIA	215.60	LEGAL ADS	LEGAL ADS
058334	S.A. COMUNALE CO. INC.	350.00	ANNUAL FIRE DOOR INSPECTION	
058335	SCOTT E FELLMETH	1800.00	2018 1ST QUATER STIPEND	
058336	SCOTT FELLMETH	93.40	DISCOVERY PARK #5 PLAT	
058337	SIGNAL SERVICE COMPANY	513.00	PREVENATIVE MAINTENANCE	PREVENATIVE MAINTENANCE
058337	SIGNAL SERVICE COMPANY	241.00	PREVENATIVE MAINTENANCE	
058338	STARK COUNTY TREASURER	0.59	2017 2ND HALF RE TAX BILL PARC EL 10007032	
058339	THE HEALTH PLAN	554.64	2018 BUDGET HEALTH INSURANCE	2018 BUDGET HEALTH INSURANCE
058339	THE HEALTH PLAN	948.53	2018 BUDGET HEALTH INSURANCE	2018 BUDGET HEALTH INSURANCE
058339	THE HEALTH PLAN	427.51	2018 BUDGET HEALTH INSURANCE	2018 BUDGET HEALTH INSURANCE
058339	THE HEALTH PLAN	298.81	2018 BUDGET HEALTH INSURANCE	2018 BUDGET HEALTH INSURANCE
058339	THE HEALTH PLAN	2267.35	2018 BUDGET HEALTH INSURANCE	2018 BUDGET HEALTH INSURANCE
058339	THE HEALTH PLAN	9980.36	2018 BUDGET HEALTH INSURANCE	2018 BUDGET HEALTH INSURANCE
058339	THE HEALTH PLAN	264.12	2018 BUDGET HEALTH INSURANCE	2018 BUDGET HEALTH INSURANCE
058339	THE HEALTH PLAN	5456.76	2018 BUDGET HEALTH INSURANCE	2018 BUDGET HEALTH INSURANCE
058339	THE HEALTH PLAN	5456.76	2018 BUDGET HEALTH INSURANCE	2018 BUDGET HEALTH INSURANCE
058340	THE LADY BUG GARDEN CTR	1250.36	VISITOR CENTER	
058340	THE LADY BUG GARDEN CTR	258.00	SENIOR CENTER	
058341	TIRE SOURCE	244.52	AUTO REPAIR PARTS-POLICE	AUTO REPAIR PARTS-POLICE
058341	TIRE SOURCE	62.95	AUTO REPAIR PARTS-POLICE	AUTO REPAIR PARTS-POLICE
058342	TRUCK SALES & SERVICE	88.35	AUTO REPAIR PARTS-STREET	AUTO REPAIR PARTS-STREET
M14215	HUNTINGTON BANK	22.16	bank fees	
M14215	HUNTINGTON BANK	44.32	bank fees	
M14215	HUNTINGTON BANK	77.57	bank fees	
M14215	HUNTINGTON BANK	77.57	bank fees	
M14216	INFINTECH	157.24	bank fees	
M14216	INFINTECH	157.24	bank fees	
M14217	M.V. FUEL	94.99	2018 M.V. FOR FUEL	2018 M.V. FOR FUEL
M14218	M.V. EMPLOYEE REIMBURSEMENTS	3.41	EMPLOYEE REIMBURSEMENT FOR DED UCTIBLES & PRES	EMPLOYEE REIMBURSEMENT FOR DED UCTIBLES & PRES
M14218	M.V. EMPLOYEE REIMBURSEMENTS	12.64	EMPLOYEE REIMBURSEMENT FOR DED UCTIBLES & PRES	EMPLOYEE REIMBURSEMENT FOR DED UCTIBLES & PRES
M14218	M.V. EMPLOYEE REIMBURSEMENTS	45.18	EMPLOYEE REIMBURSEMENT FOR DED UCTIBLES & PRES	EMPLOYEE REIMBURSEMENT FOR DED UCTIBLES & PRES
M14218	M.V. EMPLOYEE REIMBURSEMENTS	45.18	EMPLOYEE REIMBURSEMENT FOR DED UCTIBLES & PRES	EMPLOYEE REIMBURSEMENT FOR DED UCTIBLES & PRES
M14219	M.V. EMPLOYEE REIMBURSEMENTS	20.51	EMPLOYEE REIMBURSEMENT FOR DED UCTIBLE & PRESC	EMPLOYEE REIMBURSEMENT FOR DED UCTIBLE & PRESC
M14220	TRACTOR SUPPLY CO.	17.06		
M14221	ADOBE SYSTEMS INC	638.87		
M14222	M.V. EMPLOYEE REIMBURSEMENTS	31.50	EMPLOYEE REIMBURSEMENT FOR DED UCTIBLES & PRES	EMPLOYEE REIMBURSEMENT FOR DED UCTIBLES & PRES
M14222	M.V. EMPLOYEE REIMBURSEMENTS	21.75	EMPLOYEE REIMBURSEMENT FOR DED UCTIBLES & PRES	EMPLOYEE REIMBURSEMENT FOR DED UCTIBLES & PRES

Check #	Vendor name	Amount	Voucher Remark	PO Purpose
M14222	M.V. EMPLOYEE REIMBURSEMENTS	21.75	UCTIBLES & PRES	UCTIBLES & PRES
M14223	NEO DIGITAL	-1450.00	EMPLOYEE REIMBURSEMENT FOR DED	EMPLOYEE REIMBURSEMENT FOR DED
M14223	NEO DIGITAL	-2619.11	Fund Correction	UCTIBLES & PRES
M14223	NEO DIGITAL	-2619.10	Fund Correction	
M14223	NEO DIGITAL	2229.07	Fund Correction	
M14223	NEO DIGITAL	2229.07	Fund Correction	
M14223	NEO DIGITAL	2230.07	Fund Correction	
M14224	HUNTINGTON BANK	28.00	Bank Fees	
M14225	HUNTINGTON BANK	67.50	Bank Fees	
M14225	HUNTINGTON BANK	304.49	Bank Fees	
M14225	HUNTINGTON BANK	304.50	Bank Fees	
M14226	HUNTINGTON BANK	23.36		
M14227	M.V. EMPLOYEE REIMBURSEMENTS	8.62	EMPLOYEE REIMBURSEMENT FOR DED	EMPLOYEE REIMBURSEMENT FOR DED
M14227	M.V. EMPLOYEE REIMBURSEMENTS	887.10	UCTIBLE & PRESC	UCTIBLE & PRESC
M14227	M.V. EMPLOYEE REIMBURSEMENTS	34.09	EMPLOYEE REIMBURSEMENT FOR DED	EMPLOYEE REIMBURSEMENT FOR DED
M14227	M.V. EMPLOYEE REIMBURSEMENTS	34.09	UCTIBLE & PRESC	UCTIBLE & PRESC
M14228	TRACTOR SUPPLY CO.	62.28		
M14229	ACTIVE911, INC	188.00	DISPATCHING TO PHONES APPROVAL	DISPATCHING TO PHONES APPROVAL
M14230	M.V. EMPLOYEE REIMBURSEMENTS	37.50	FOR UP TO 20	FOR UP TO 20
M14230	M.V. EMPLOYEE REIMBURSEMENTS	37.50	EMPLOYEE REIMBURSEMENT FOR DED	EMPLOYEE REIMBURSEMENT FOR DED
M14230	M.V. EMPLOYEE REIMBURSEMENTS	37.50	UCTIBLES & PRES	UCTIBLES & PRES
M14231	RURAL KING	89.99		
M14232	HUNTINGTON BANK	179.95	bank fees	
OP2381	GROSS PAYROLL	2818.63	1st June Payroll	
OP2381	GROSS PAYROLL	1655.24	1st June Payroll	
OP2381	GROSS PAYROLL	1670.23	1st June Payroll	
OP2381	GROSS PAYROLL	940.02	1st June Payroll	
OP2381	GROSS PAYROLL	904.70	1st June Payroll	
OP2381	GROSS PAYROLL	577.28	1st June Payroll	
OP2381	GROSS PAYROLL	3974.17	1st June Payroll	
OP2381	GROSS PAYROLL	16.69	1st June Payroll	
OP2381	GROSS PAYROLL	22616.56	1st June Payroll	
OP2381	GROSS PAYROLL	556.54	1st June Payroll	
OP2381	GROSS PAYROLL	743.90	1st June Payroll	
OP2381	GROSS PAYROLL	13972.24	1st June Payroll	
OP2381	GROSS PAYROLL	821.20	1st June Payroll	
OP2381	GROSS PAYROLL	2851.26	1st June Payroll	
OP2381	GROSS PAYROLL	1349.52	1st June Payroll	
OP2381	GROSS PAYROLL	9911.85	1st June Payroll	
OP2381	GROSS PAYROLL	508.27	1st June Payroll	
OP2381	GROSS PAYROLL	9911.92	1st June Payroll	
OP2381	GROSS PAYROLL	508.29	1st June Payroll	
OP2381	GROSS PAYROLL	843.18	1st June Payroll	
OP2382	IRS	50.91	1st June Payroll	
OP2382	IRS	40.01	1st June Payroll	
OP2382	IRS	22.86	1st June Payroll	
OP2382	IRS	23.71	1st June Payroll	
OP2382	IRS	13.23	1st June Payroll	

Check # Vendor name..... Amount..... Voucher Remark..... PO Purpose.....

OP2382	IRS	13.12	1st June Payroll	
OP2382	IRS	8.37	1st June Payroll	
OP2382	IRS	54.87	1st June Payroll	
OP2382	IRS	0.23	1st June Payroll	
OP2382	IRS	285.25	1st June Payroll	
OP2382	IRS	7.79	1st June Payroll	
OP2382	IRS	10.79	1st June Payroll	
OP2382	IRS	202.28	1st June Payroll	
OP2382	IRS	11.91	1st June Payroll	
OP2382	IRS	41.35	1st June Payroll	
OP2382	IRS	19.56	1st June Payroll	
OP2382	IRS	120.41	1st June Payroll	
OP2382	IRS	7.07	1st June Payroll	
OP2382	IRS	120.37	1st June Payroll	
OP2382	IRS	7.08	1st June Payroll	
OP2383	GROSS PAYROLL	21920.31	Harbaugh Retirement Pay	
OP2383	GROSS PAYROLL	317.85	Harbaugh Retirement Pay	
OP2384	GROSS PAYROLL	1537.20	2nd June Payroll	
OP2384	GROSS PAYROLL	3146.58	2nd June Payroll	
OP2384	GROSS PAYROLL	1652.47	2nd June Payroll	
OP2384	GROSS PAYROLL	1739.72	2nd June Payroll	
OP2384	GROSS PAYROLL	985.39	2nd June Payroll	
OP2384	GROSS PAYROLL	940.07	2nd June Payroll	
OP2384	GROSS PAYROLL	15.55	2nd June Payroll	
OP2384	GROSS PAYROLL	1269.90	2nd June Payroll	
OP2384	GROSS PAYROLL	577.28	2nd June Payroll	
OP2384	GROSS PAYROLL	3974.20	2nd June Payroll	
OP2384	GROSS PAYROLL	15.54	2nd June Payroll	
OP2384	GROSS PAYROLL	488.12	2nd June Payroll	
OP2384	GROSS PAYROLL	21065.98	2nd June Payroll	
OP2384	GROSS PAYROLL	360.88	2nd June Payroll	
OP2384	GROSS PAYROLL	2559.16	2nd June Payroll	
OP2384	GROSS PAYROLL	12436.74	2nd June Payroll	
OP2384	GROSS PAYROLL	821.20	2nd June Payroll	
OP2384	GROSS PAYROLL	2281.90	2nd June Payroll	
OP2384	GROSS PAYROLL	1852.62	2nd June Payroll	
OP2384	GROSS PAYROLL	11924.90	2nd June Payroll	
OP2384	GROSS PAYROLL	307.79	2nd June Payroll	
OP2384	GROSS PAYROLL	11924.95	2nd June Payroll	
OP2384	GROSS PAYROLL	307.79	2nd June Payroll	
OP2384	IRS	749.00	2nd June Payroll	
OP2384	IRS	15.62	2nd June Payroll	
OP2384	IRS	50.91	2nd June Payroll	
OP2384	IRS	10.79	2nd June Payroll	
OP2384	IRS	10.79	2nd June Payroll	
OP2384	IRS	22.27	2nd June Payroll	
OP2384	IRS	44.76	2nd June Payroll	
OP2384	IRS	22.81	2nd June Payroll	
OP2384	IRS	24.72	2nd June Payroll	
OP2384	IRS	14.29	2nd June Payroll	
OP2384	IRS	13.24	2nd June Payroll	
OP2384	IRS	0.22	2nd June Payroll	
OP2384	IRS	18.41	2nd June Payroll	
OP2384	IRS	8.37	2nd June Payroll	
OP2384	IRS	54.86	2nd June Payroll	
OP2384	IRS	0.22	2nd June Payroll	

Check #	Vendor name	Amount	Voucher Remark	PO Purpose
OP2384	IRS	7.08	2nd June Payroll	
OP2384	IRS	262.66	2nd June Payroll	
OP2384	IRS	5.03	2nd June Payroll	
OP2384	IRS	37.11	2nd June Payroll	
OP2384	IRS	180.00	2nd June Payroll	
OP2384	IRS	11.91	2nd June Payroll	
OP2384	IRS	33.09	2nd June Payroll	
OP2384	IRS	26.86	2nd June Payroll	
OP2384	IRS	149.47	2nd June Payroll	
OP2384	IRS	4.26	2nd June Payroll	
OP2384	IRS	149.52	2nd June Payroll	
OP2384	IRS	4.27	2nd June Payroll	

416091.54

1946453