

City of Canal Fulton

Director of Finance


155 East Market Street, Suite A

Canal Fulton, Ohio 44614

(330) 854-6761 Fax (330) 854-6260

The following represents a summary of financial highlights from July:

- **July Bank Reconciliation (Page A-1):** The July revenue and expense activity is balanced.
- **Income Taxes (Pages B-1 & B-2):** The July 2018 collections were lower than the July 2017 collections by 16 percent. The variance is primarily due to not receiving certain business withholding payments in the July 2018 collections. This is a timing issue that should resolve in the near future. The year-to-date 2018 collections are 3.5 percent higher than 2017.
- **Fund Balance Report (Pages C-1, C-2, C-3):** The report shows that the ending unencumbered fund balance in the General Fund is \$631,000, which is higher than 2017 when the General Fund finished July at \$535,382.
- **Revenue Comparison (Page C-4):** This report shows that the July 2018 revenues for the operating funds are generally higher than 2017, which is due to the improved income tax collections and the inflation adjustments that impacted the 2018 utility rates.
- **Expense Comparison (Page C-5):** This report shows that the July 2018 expenses are higher than 2017 due to two employee retirement payouts, the service building renovations, the SAFER grant expenses in the Fire Department, and an interest payment for the Locust Cherry Intersection and Service Building debt.
- **Budget Status Reports (Pages C-6 & C-7):** The report shows that the General Fund and operating expenditures in all other funds are in line with budget expectations.
- **July Invoices:** The total bills reported for July equal \$323,965.49.



City of Canal Fulton

155 East Market Street, Suite A
Canal Fulton, Ohio 44614
(330) 854-6761 Fax (330) 854-6260

Index of July 2018 Reports

Bank Reconciliation

Bank Reconciliation Summary Page A-1

Income Tax Data and Analysis

Income Tax Revenue Data Page B-1

Multi-year YTD Tax Collections Comparison Chart..... Page B-2

Financial Reports

Fund Balance Report (*This report shows year-to-date revenues, expenses and ending fund balance compared to the same period last year*) Page C-1

Ending Fund Balance Comparison - Graph (*This report shows ending fund balances in graph form – derived from Fund Balance Report noted in C-1*)..... Page C-2

Unencumbered General Fund Balance Comparison (*This report shows the ending unencumbered General Fund balances in graph form*)..... Page C-3

Revenue Comparison (*This report shows the 2018 revenue budget, the year-to-date actual revenues, and a comparison to 2017 revenues.*) Page C-4

Expense Comparison (*This report shows the 2018 expense budget, the year-to-date actual expenses, and a comparison to 2017 expenses.*) Page C-5

General Fund Budget Status (*This report shows the 2018 budget, the actual year-to-date expenses and the target spending rate for each department*) Page C-6

All Other Fund Budget Status (*This report shows the 2018 budget, the actual year-to-date expenses and the target spending rates for each Non-General Fund department.*) Page C-7

**City of Canal Fulton
Bank Reconciliation
July 2018**

Huntington - General	\$	269,914.96	
Huntington - Payroll		-	
Huntington - Canal Boat		146,088.09	
Huntington - Savings		16,389.83	
Huntington - Health Benefits		3,626.05	
STAR Ohio		5,436,714.02	
Firstmerit - 6 month CD		-	
		<u> </u>	
	Total per Bank	\$	5,872,732.95

Less: Outstanding Checks			
Outstanding Non-Payroll Checks	\$	(11,032.47)	
Outstanding Payroll Checks		(24,190.23)	
Carryover Payroll Deductions		<u>(2,973.16)</u>	
	Less: Total Outstanding Checks	\$	(38,195.86)

Add: Deposits in Transit			
Cash and Check Bank Deposits		3,560.84	
Property Tax In Transit		-	
Electronic Fund Transfers		-	
	Add: Total Deposits in Transit	\$	3,560.84

Add: Unposted Disbursements			
Electronic Transactions Posted		-	
	Add: Total Unposted Disbursements	\$	-

Less: Payroll Items In-Transit			
Payroll In-Transit		(316.57)	
HRA In-Transit		-	
	Less: In-Transit Payroll Charges	\$	(316.57)

Reconciling Items:			
NSF Checks - May		98.73	
Bank Error to be corrected in August		(85.00)	
NSF Checks - June		123.46	
NSF Checks - July		<u>364.00</u>	
	Less: Total Reconciling Items		\$501.19

Adjusted Bank Balance \$ 5,838,282.55

6/30/18 Starting Book Balance \$ 5,697,779.97

Add: July 2018 Receipts 617,273.75

Less: July 2018 Disbursements (476,771.17)

7/31/18 Ending Book Balance \$ 5,838,282.55

Variance \$ -

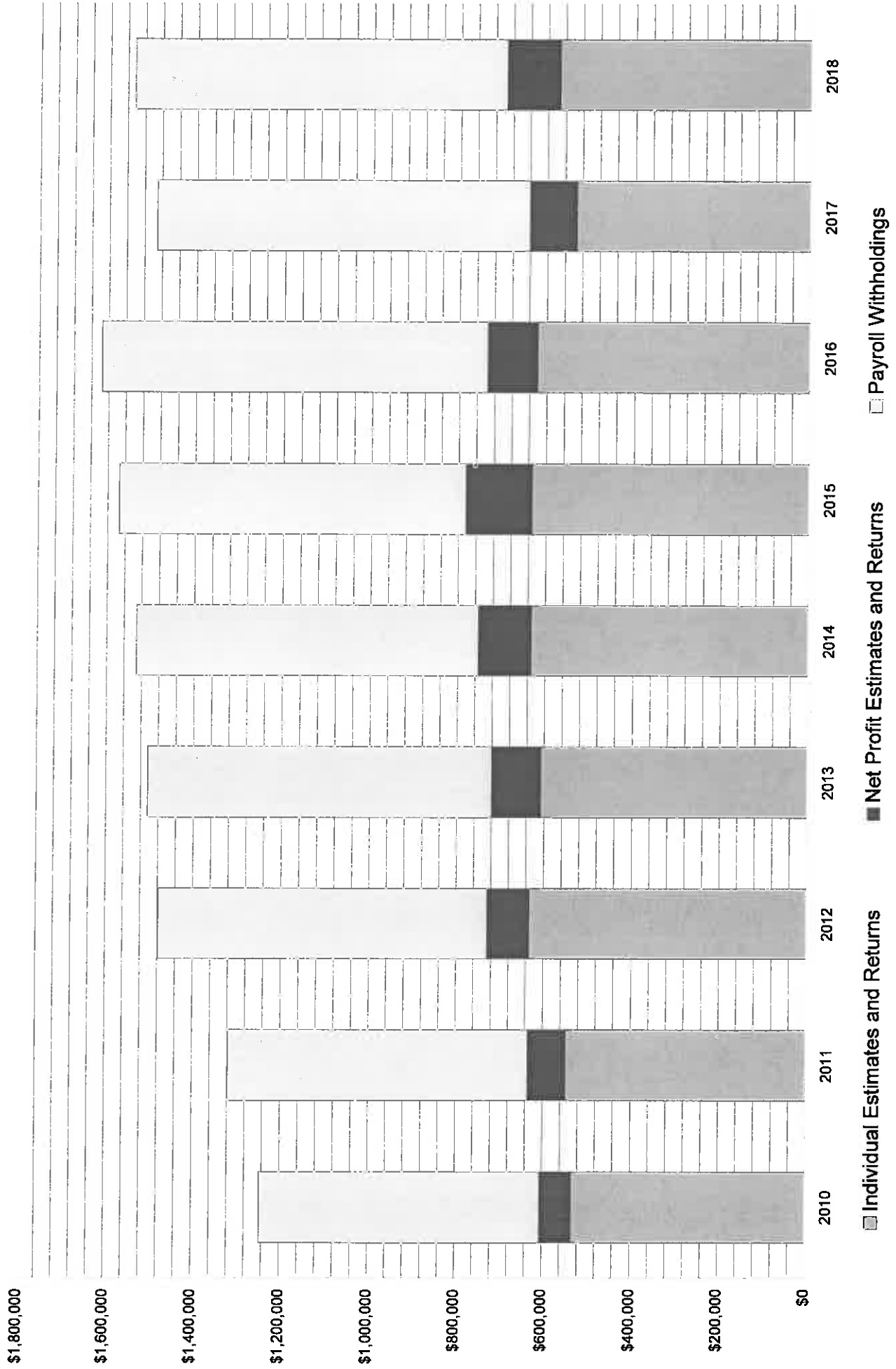
July 2018 Income Tax Revenue Analysis

Month	Individual Estimates and Returns	Net Profit Estimates and Returns	Payroll Withholdings	Total Collections
July 2018	\$ 18,621.92	\$ 522.00	\$ 133,476.37	\$ 152,620.29
July 2017	\$ 24,070.43	\$ 5,070.16	\$ 153,098.96	\$ 182,239.55
July 2016	\$ 21,761.36	\$ 570.36	\$ 129,591.62	\$ 151,923.34
Comparison to 2017 Percentage Change	\$ (5,448.51) -22.64%	\$ (4,548.16) -89.70%	\$ (19,622.59) -12.82%	\$ (29,619.26) -16.25%
Comparison to 2016 Percentage Change	\$ (3,139.44) -14.43%	\$ (48.36) -8.48%	\$ 3,884.75 3.00%	\$ 696.95 0.46%

Month	Individual Estimates and Returns	Net Profit Estimates and Returns	Payroll Withholdings	Total Collections
YTD 2018	\$ 571,422.49	\$ 122,181.67	\$ 849,208.52	\$ 1,542,812.68
YTD 2017	\$ 531,469.16	\$ 108,683.95	\$ 849,965.97	\$ 1,490,119.08
YTD 2016	\$ 619,639.98	\$ 114,800.53	\$ 880,551.10	\$ 1,614,991.61
Comparison to 2017 Percentage Change	\$ 39,953.33 7.52%	\$ 13,497.72 12.42%	\$ (757.45) -0.09%	\$ 52,693.60 3.54%
Comparison to 2016 Percentage Change	\$ (48,217.49) -7.78%	\$ 7,381.14 6.43%	\$ (31,342.58) -3.56%	\$ (72,178.93) -4.47%

July YTD Collections	Individual Estimates and Returns	Net Profit Estimates and Returns	Payroll Withholdings	Total Collections
2010	\$ 532,120.50	\$ 72,799.71	\$ 640,398.09	\$ 1,245,318.30
2011	\$ 546,627.02	\$ 86,921.63	\$ 684,571.14	\$ 1,318,119.79
2012	\$ 631,121.87	\$ 96,937.72	\$ 749,614.37	\$ 1,477,673.96
2013	\$ 606,505.11	\$ 112,743.88	\$ 784,143.95	\$ 1,503,392.94
2014	\$ 630,404.27	\$ 121,828.88	\$ 778,771.92	\$ 1,531,005.07
2015	\$ 630,863.03	\$ 151,803.73	\$ 790,394.86	\$ 1,573,061.62
2016	\$ 619,639.98	\$ 114,800.53	\$ 880,551.10	\$ 1,614,991.61
2017	\$ 531,469.16	\$ 108,683.95	\$ 849,965.97	\$ 1,490,119.08
2018	\$ 571,422.49	\$ 122,181.67	\$ 849,208.52	\$ 1,542,812.68

YTD Income Tax Collections as of July 31




2018 Fund Balance Report - July 31, 2018

Fund Description	Beginning Balance as of 1/1/18	YTD Receipts as of 7/31/18	YTD Expenses as of 7/31/18	Ending Balance	Encumbrances	Unencumbered Fund Balance
General Fund	615,649.65	1,712,293.93	1,545,177.80	782,765.78	151,765.26	631,000.52
Street Construction	208,213.05	149,707.72	176,981.55	180,939.22	36,821.38	144,117.84
Police	314,394.16	759,573.81	711,016.62	362,951.35	166,067.36	196,883.99
Fire/EMS	213,055.18	366,593.88	349,938.31	229,710.75	72,900.12	156,810.63
St. Helena II	19,069.25	26,672.49	30,285.71	15,456.03	6,830.26	8,625.77
General Capital Projects	391,053.19	472,259.91	368,227.26	495,085.84	317,566.81	177,519.03
Water Operating	365,345.51	396,450.08	366,730.40	395,065.19	116,838.12	278,227.07
Water Capital Projects	924,478.47	147,012.76	168,887.98	902,603.25	35,521.07	867,082.18
Sewer Operating	379,758.35	477,723.35	433,964.98	423,516.72	214,397.01	209,119.71
Sewer Capital Projects	547,385.49	85,227.67	111,730.02	520,883.14	11,906.08	508,977.06
Reserve Fund	220,000.00	-	-	220,000.00	-	220,000.00
All Other	1,177,747.30	2,317,663.55	2,186,105.57	1,309,305.28	744,789.99	564,515.29
Totals	\$5,376,149.60	\$6,911,179.15	\$6,449,046.20	\$5,838,282.55	\$1,875,403.46	\$3,962,879.09

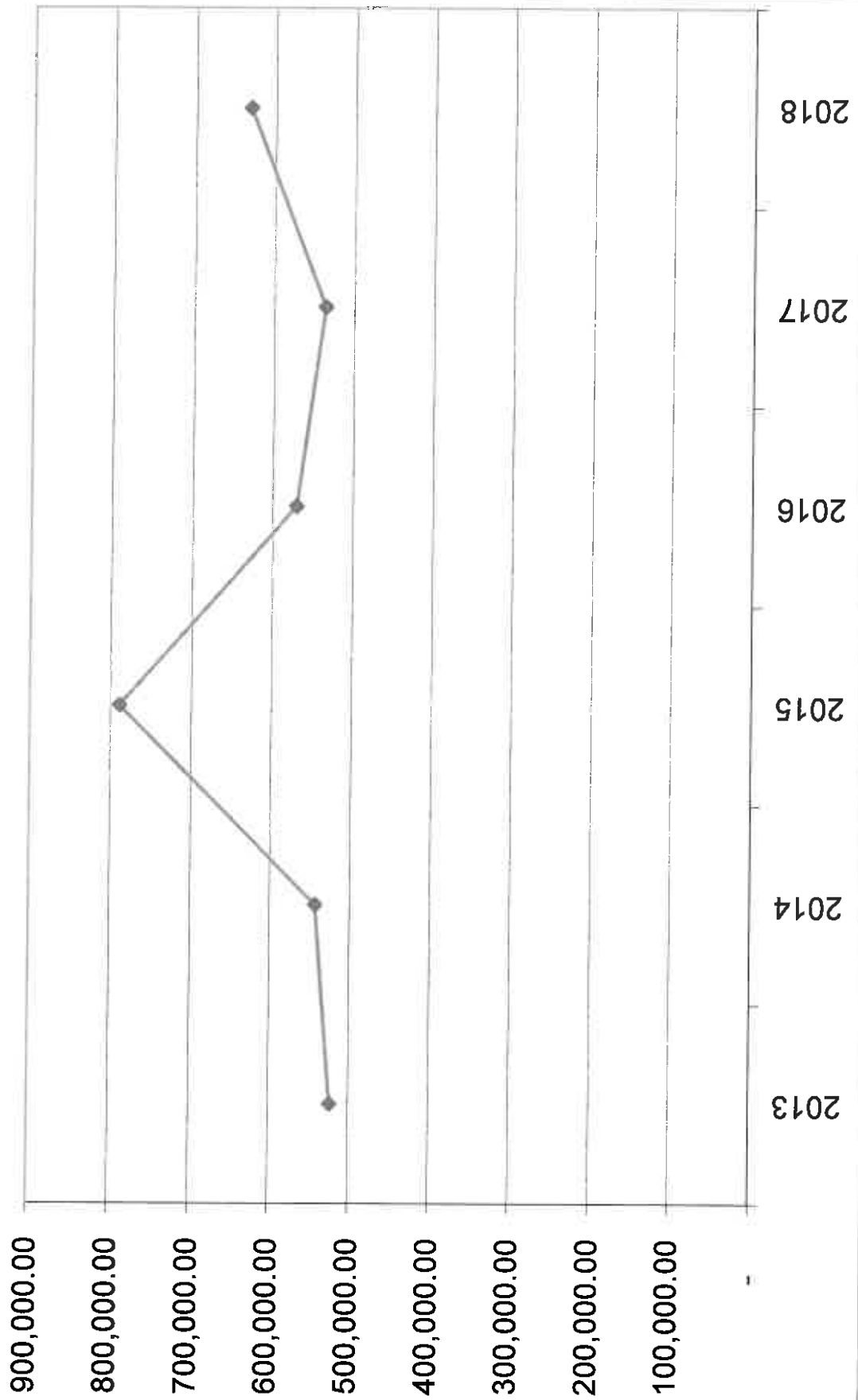
2017 Fund Balance Report - July 31, 2017

Fund Description	Beginning Balance as of 1/1/17	YTD Receipts as of 7/31/17	YTD Expenses as of 7/31/17	Ending Balance	Encumbrances	Unencumbered Fund Balance
General Fund	589,104.68	1,595,959.18	1,506,899.13	678,164.73	142,782.33	535,382.40
Street Construction	200,282.16	145,823.87	152,218.28	193,887.75	38,498.80	155,388.95
Police	270,376.44	708,082.28	694,477.47	283,981.25	117,288.30	166,692.95
Fire/EMS	163,367.70	321,741.05	294,262.33	190,846.42	51,088.67	139,757.75
St. Helena II	13,514.49	29,365.24	24,955.39	17,924.34	4,709.34	13,215.00
General Capital Projects	318,568.06	419,616.60	245,868.82	492,315.84	221,961.95	270,353.89
Water Operating	296,712.02	385,350.29	336,956.64	345,105.67	74,745.12	270,360.55
Water Capital Projects	744,382.56	377,328.37	239,764.36	881,946.57	55,566.76	826,379.81
Sewer Operating	303,399.84	438,164.26	408,877.53	332,686.57	136,134.49	196,552.08
Sewer Capital Projects	449,740.71	287,920.41	164,834.73	572,826.39	60,960.83	511,865.56
Reserve Fund	200,000.00	-	-	200,000.00	-	200,000.00
All Other	1,383,340.90	1,512,625.83	1,596,064.74	1,299,901.99	568,748.17	731,153.82
Totals	\$4,932,789.56	\$6,221,977.38	\$5,665,179.42	\$5,489,587.52	\$1,472,484.76	\$4,017,102.76

Ending Fund Balance Comparison - July 31




Unencumbered General Fund Balance Comparison - July 31



2018 Revenue Comparison - July 31, 2018

Fund Description	Budgeted Revenues	YTD Receipts as of 7/31/18	Percentage Realized	Target Percentage	YTD Receipts as of 7/31/17
General Fund	2,637,794.74	1,712,293.93	64.9%	58.3%	1,595,959.18
Street Construction	258,000.00	149,707.72	58.0%	58.3%	145,823.87
Police	1,222,000.00	759,573.81	62.2%	58.3%	708,082.28
Fire/EMS	539,000.00	366,593.88	68.0%	58.3%	321,741.05
St.Helena II	49,000.00	26,672.49	54.4%	58.3%	29,365.24
General Capital Projects	100,000.00	472,259.91	472.3%	58.3%	419,616.60
Water Operating	655,000.00	396,450.08	60.5%	58.3%	385,350.29
Water Capital Projects	152,000.00	147,012.76	96.7%	58.3%	377,328.37
Sewer Operating	808,000.00	477,723.35	59.1%	58.3%	438,164.26
Sewer Capital Projects	51,000.00	85,227.67	167.1%	58.3%	287,920.41
Reserve Fund	-	-	0.0%	58.3%	-
All Other	541,464.00	2,317,663.55	428.0%	58.3%	1,512,625.83
Totals	\$7,013,258.74	\$6,911,179.15	98.5%	58.3%	\$6,221,977.38


YTD Revenue Comparison



2018 Expense Comparison - July 31, 2018

Fund Description	Budgeted Expenses	YTD Expenses as of 7/31/18	Percentage Realized	Target Percentage	YTD Expenses as of 7/31/17
General Fund	\$2,714,028.70	1,545,177.80	56.9%	58.3%	1,506,899.13
Street Construction	305,292.48	176,981.55	58.0%	58.3%	152,218.28
Police	1,306,206.35	711,016.62	54.4%	58.3%	694,477.47
Fire/EMS	678,488.87	349,938.31	51.6%	58.3%	294,262.33
St.Helena II	54,322.60	30,285.71	55.8%	58.3%	24,955.39
General Capital Projects	677,720.62	368,227.26	54.3%	58.3%	245,868.82
Water Operating	720,088.99	366,730.40	50.9%	58.3%	336,956.64
Water Capital Projects	166,250.86	168,887.98	101.6%	58.3%	239,764.36
Sewer Operating	886,212.94	433,964.98	49.0%	58.3%	408,877.53
Sewer Capital Projects	183,750.88	111,730.02	60.8%	58.3%	164,834.73
Reserve Fund	-	-	N/A	58.3%	-
All Other	\$3,074,539.85	2,186,105.57	71.1%	58.3%	1,596,064.74
Totals	\$10,766,903.14	\$6,449,046.20	59.9%	58.3%	\$5,665,179.42

YTD Expense Comparison



Budget Status Report - July 31, 2018

Department Description	Budgeted Expenses	YTD Expenses as of 7/31/18	Percentage Realized	Target Percentage
General Fund Departments				
City Council:				
Payroll	21,691.25	12,385.71	57.1%	58.3%
Non-Payroll	1,300.00	54.36	4.2%	58.3%
Administration:				
Payroll	105,679.56	58,985.88	55.8%	57.7%
Non-Payroll	92,350.00	51,597.48	55.9%	58.3%
Finance:				
Payroll	69,003.75	35,115.11	50.9%	57.7%
Non-Payroll	36,038.00	19,288.93	53.5%	58.3%
Income Tax:				
Payroll	69,794.60	39,181.79	56.1%	57.7%
Non-Payroll	91,990.00	49,082.23	53.4%	58.3%
Legal:				
Payroll	17,602.01	9,868.62	56.1%	58.3%
Non-Payroll	45,750.00	24,682.20	54.0%	58.3%
Engineering:				
Payroll	-	-	0.0%	57.7%
Non-Payroll	32,300.00	16,659.60	51.6%	58.3%
Lands/Buildings:				
Payroll	56,448.75	31,080.26	55.1%	57.7%
Non-Payroll	64,800.00	28,687.14	44.3%	58.3%
Community Service:				
Payroll	17,587.50	9,497.30	54.0%	57.7%
Non-Payroll	4,100.00	1,206.59	29.4%	58.3%
Parks & Recreation:				
Payroll	36,054.38	18,415.54	51.1%	57.7%
Non-Payroll	33,775.00	13,767.76	40.8%	58.3%
Miscellaneous:				
Transfers	1,835,000.00	1,070,416.69	58.3%	58.3%
Street Lighting	23,000.00	12,730.14	55.3%	58.3%
Total General Fund				
Payroll	393,861.80	214,530.21	54.5%	57.7%
Non-Payroll	402,403.00	205,026.29	51.0%	58.3%
Transfers	1,835,000.00	1,070,416.69	58.3%	58.3%
Street Lighting	23,000.00	12,730.14	55.3%	58.3%
Totals	\$2,654,264.80	\$1,502,703.33	56.6%	58.3%

Budget Status Report - July 31, 2018

Department Description	Budgeted Expenses	YTD Expenses as of 7/31/18	Percentage Realized	Target Percentage
All Other Operating Departments/Funds				
Street Const. & Maint:				
Payroll	194,000.25	111,178.71	57.3%	57.7%
Non-Payroll	94,450.00	49,890.09	52.8%	58.3%
Police:				
Payroll	1,077,160.29	573,292.01	53.2%	57.7%
Non-Payroll	188,100.00	98,629.82	52.4%	58.3%
Fire:				
Payroll	415,260.25	231,822.64	55.8%	57.7%
Non-Payroll	241,800.00	108,688.14	44.9%	58.3%
St. Helena II:				
Payroll	26,403.75	18,090.47	68.5%	57.7%
Non-Payroll	25,550.00	10,095.65	39.5%	58.3%
Water:				
Payroll	458,932.62	239,333.19	52.1%	57.7%
Non-Payroll	225,500.00	101,033.42	44.8%	58.3%
Sewer:				
Payroll	459,525.22	239,333.81	52.1%	57.7%
Non-Payroll	376,500.00	151,904.66	40.3%	58.3%
All Other Funds				
State Hwy Improve	21,570.00	12,730.10	59.0%	58.3%
MVL Tax Fund	105,000.00	51,136.45	48.7%	58.3%
Police Enforcement/Educ	1,500.00	402.05	26.8%	58.3%
Law Enforcement Trust	2,000.00	-	0.0%	58.3%
Special Assess. Capital	-	-	0.0%	58.3%
Parks Capital	10,000.00	7,800.00	0.0%	58.3%
Water Capital	120,833.33	110,576.52	91.5%	58.3%
Sewer Capital	120,333.33	53,418.55	44.4%	58.3%
Downtown Capital	10,000.00	2,673.00	26.7%	58.3%
General Capital	564,433.34	242,486.30	43.0%	58.3%
Road Improvements	-	-	0.0%	58.3%
Fire Equipment Fund	9,500.00	709.29	0.0%	58.3%
Water Debt	396,145.75	340,269.80	85.9%	58.3%
Sewer Debt	299,457.00	273,251.37	91.2%	58.3%
G.O. Debt	1,469,706.36	1,315,079.76	89.5%	58.3%
Storm Sewer Utility	50,000.00	15,056.71	30.1%	
Agency	-	1,950.00		58.3%
Total All Funds	\$9,617,926.29	\$5,863,535.84	61.0%	58.3%

Check #	Vendor name	Amount	Voucher Remark	PO Purpose
058343	LOYAL T BURKE	862.28	INCOME TAX REFUND 2017 OVERPAY	INCOME TAX REFUND
058344	RICHARD A & DEBRA A COOPERIDER	279.37	INCOME TAX REFUND 2017 OVERPAY	INCOME TAX REFUND
058345	IAN & ANGIE DUNCAN	501.37	INCOME TAX REFUND 2017 OVERPAY	INCOME TAX REFUND
058346	STEVE GARDNER	53.76	INCOME TAX REFUND 2017 OVERPAY	INCOME TAX REFUND
058347	COREY JONES	213.24	INCOME TAX REFUND 2017 TAXPAYE	INCOME TAX REFUND
058348	LENNOX INDUSTRIES INC.	60.00	INCOME TAX REFUND 2017 OVERPAY	INCOME TAX REFUND
058349	JONATHAN MASTERS	11.17	INCOME TAX REFUND 2017 TAXPAYE	INCOME TAX REFUND
058350	JORDAN MEINKE	336.64	INCOME TAX REFUND	INCOME TAX REFUND
058351	ABIGAIL MIDDLECOOP	128.66	INCOME TAX REFUND 2017 OVERPAY	INCOME TAX REFUND
058352	ELIZABETH RICE	566.54	INCOME TAX REFUND 2017	INCOME TAX REFUND
058353	KAITLIN SNOOK	133.41	INCOME TAX REFUND 2017 UNDER 1	INCOME TAX REFUND
058354	JOSHUA THOMAS	503.72	INCOME TAX REFUND 2017 OVERPAY	INCOME TAX REFUND
058355	WE'RE TREATS, INC.	451.40	INCOME TAX REFUND 2017 OVERPAY	INCOME TAX REFUND
058356	MARK & VICKI WEINSHEIMER	316.92	INCOME TAX REFUND 2017 OVERPAY	INCOME TAX REFUND
058357	AIRGAS USA, LLC	96.15	EMS SUPPLIES	EMS SUPPLIES
058358	C. MASSOUH PRINTING	1172.00	SAFER GRANT MARKETING-TENT, TA	SAFER GRANT MARKETING-TENT, TA
058359	CLEMANS-NELSON & ASSOC. INC.	430.20	LABOR NEGOTIATIONS	LABOR NEGOTIATIONS
058359	CLEMANS-NELSON & ASSOC. INC.	1094.80	LABOR NEGOTIATIONS	LABOR NEGOTIATIONS
058360	CONTROL ASSOCIATES INC	287.58	GENERAL SUPPLIES-WATER	GENERAL SUPPLIES-WATER
058360	CONTROL ASSOCIATES INC	330.88	GENERAL SUPPLIES-WATER DEPARTM	GENERAL SUPPLIES-WATER DEPARTM
058361	CTI ENGINEERS, INC.	2046.81	ENGINEERING FOR LOCUST STREET	ENGINEERING FOR LOCUST STREET
058361	CTI ENGINEERS, INC.	1357.94	GENERAL ENGINEERING SERVICES	GENERAL ENGINEERING SERVICES
058361	CTI ENGINEERS, INC.	937.63	GENERAL ENGINEERING SERVICES	GENERAL ENGINEERING SERVICES
058361	CTI ENGINEERS, INC.	937.62	GENERAL ENGINEERING SERVICES	GENERAL ENGINEERING SERVICES
058361	CTI ENGINEERS, INC.	2457.53	GENERAL ENGINEERING SERVICES	GENERAL ENGINEERING SERVICES
058361	CTI ENGINEERS, INC.	1696.91	GENERAL ENGINEERING SERVICES	GENERAL ENGINEERING SERVICES
058361	CTI ENGINEERS, INC.	1696.90	GENERAL ENGINEERING SERVICES	GENERAL ENGINEERING SERVICES
058361	CTI ENGINEERS, INC.	418.00	SWMP ANNUAL UPDATE	SWMP ANNUAL UPDATE
058361	CTI ENGINEERS, INC.	12600.00	PRELIMINARY ENGINEERING STUDY	PRELIMINARY ENGINEERING STUDY
058362	DOG WASTE DEPOT.COM	235.98	DOG WASTE BAGS	FOR A WATER TOW
058363	EDM PUBLISHERS, INC.	99.00	LEGAL BRIEFINGS FOR BUILDING I	FOR A WATER TOW
058364	EDWARD COLLET	1845.00	SAFER TUITION REIMBURSEMENT	NSPECTORS
058365	ELAINE WEITZEL	80.00	POLICE DEPARTMENT CLEANING	POLICE DEPARTMENT CLEANING
058366	FINLEY FIRE EQUIPMENT	1460.57	M.V. GENERAL SUPPLIES: FIRE	M.V. GENERAL SUPPLIES: FIRE
058366	FINLEY FIRE EQUIPMENT	48.31	M.V. GENERAL SUPPLIES: FIRE	M.V. GENERAL SUPPLIES: FIRE
058366	FINLEY FIRE EQUIPMENT	865.70	M.V. GENERAL SUPPLIES: FIRE	M.V. GENERAL SUPPLIES: FIRE
058367	FRONTLINE MED EQUIP SERVICES	440.00	COT/STAIR CHAIR PREVENTIVE MAI	M.V. GENERAL SUPPLIES: FIRE
			NTENANCE	

July
Invoices

Check #	Vendor name	Amount	Voucher Remark	PO Purpose
058369	GRAPHIC ENTERPRISES	46.89	POLICE DEPT/CITY HALL COPIER	POLICE DEPT/CITY HALL COPIER
058369	GRAPHIC ENTERPRISES	32.38	POLICE DEPT/CITY HALL COPIER	POLICE DEPT/CITY HALL COPIER
058369	GRAPHIC ENTERPRISES	32.37	POLICE DEPT/CITY HALL COPIER	POLICE DEPT/CITY HALL COPIER
058370	GREAT LAKES WATER/WASTE SYSTEM	3715.00	REPLACE SEALS, ORINGS, IMPELLE R, MOTOR REWIND	REPLACE SEALS, ORINGS, IMPELLE R, MOTOR REWIND
058371	INNOVATIVE MAINTENANCE SYSTEMS	499.00	FLEET MAINT. PRO15 DELUXE	FLEET MAINT. PRO15 DELUXE
058372	K&M COFFEE SERVICE, INC.	31.00	CITY HALL COFFEE	
058373	KAREN'S KEEPING IT CLEAN, LLC	315.00	CLEANING SERVICE	CLEANING SERVICE
058373	KAREN'S KEEPING IT CLEAN, LLC	157.50	CLEANING SERVICE	CLEANING SERVICE
058373	KAREN'S KEEPING IT CLEAN, LLC	157.50	CLEANING SERVICE	CLEANING SERVICE
058374	KEVIN KNOCH	384.00	YOUTH TENNIS LESSONS 12 PART. @ \$32 EACH	YOUTH TENNIS LESSONS 12 PART. @ \$32 EACH
058375	LOGIC	3610.00	2018 FIRE & POLICE DISPATCHING	2018 FIRE & POLICE DISPATCHING
058376	METLIFE - GROUP BENEFITS	23.97	2017 BUDGET-DENTAL INSURANCE	2017 BUDGET-DENTAL INSURANCE
058376	METLIFE - GROUP BENEFITS	25.20	2017 BUDGET-DENTAL INSURANCE	2017 BUDGET-DENTAL INSURANCE
058376	METLIFE - GROUP BENEFITS	31.09	2017 BUDGET-DENTAL INSURANCE	2017 BUDGET-DENTAL INSURANCE
058376	METLIFE - GROUP BENEFITS	24.56	2017 BUDGET-DENTAL INSURANCE	2017 BUDGET-DENTAL INSURANCE
058376	METLIFE - GROUP BENEFITS	21.78	2017 BUDGET-DENTAL INSURANCE	2017 BUDGET-DENTAL INSURANCE
058376	METLIFE - GROUP BENEFITS	248.78	2018 BUDGET-DENTAL INSURANCE	2018 BUDGET-DENTAL INSURANCE
058376	METLIFE - GROUP BENEFITS	689.93	2018 BUDGET-DENTAL INSURANCE	2018 BUDGET-DENTAL INSURANCE
058376	METLIFE - GROUP BENEFITS	381.86	2018 BUDGET-DENTAL INSURANCE	2018 BUDGET-DENTAL INSURANCE
058376	METLIFE - GROUP BENEFITS	381.86	2018 BUDGET-DENTAL INSURANCE	2018 BUDGET-DENTAL INSURANCE
058377	MILLER AND CO.	131.00	PORTA JONS	PORTA JONS
058378	O.P.E.R.S.	179.93	EMPLOYEE PENSION, EMPLOYER SHA	EMPLOYEE PENSION, EMPLOYER SHA
058378	O.P.E.R.S.	835.11	EMPLOYEE PENSION, EMPLOYER SHA	EMPLOYEE PENSION, EMPLOYER SHA
058378	O.P.E.R.S.	463.08	EMPLOYEE PENSION, EMPLOYER SHA	EMPLOYEE PENSION, EMPLOYER SHA
058378	O.P.E.R.S.	477.40	EMPLOYEE PENSION, EMPLOYER SHA	EMPLOYEE PENSION, EMPLOYER SHA
058378	O.P.E.R.S.	137.95	EMPLOYEE PENSION, EMPLOYER SHA	EMPLOYEE PENSION, EMPLOYER SHA
058378	O.P.E.R.S.	569.84	EMPLOYEE PENSION, EMPLOYER SHA	EMPLOYEE PENSION, EMPLOYER SHA
058378	O.P.E.R.S.	161.64	EMPLOYEE PENSION, EMPLOYER SHA	EMPLOYEE PENSION, EMPLOYER SHA
058378	O.P.E.R.S.	1117.30	EMPLOYEE PENSION, EMPLOYER SHA	EMPLOYEE PENSION, EMPLOYER SHA
058378	O.P.E.R.S.	977.20	EMPLOYEE PENSION, EMPLOYER SHA	EMPLOYEE PENSION, EMPLOYER SHA
058378	O.P.E.R.S.	101.99	EMPLOYEE PENSION, EMPLOYER SHA	EMPLOYEE PENSION, EMPLOYER SHA
058378	O.P.E.R.S.	718.65	EMPLOYEE PENSION, EMPLOYER SHA	EMPLOYEE PENSION, EMPLOYER SHA
058378	O.P.E.R.S.	448.30	EMPLOYEE PENSION, EMPLOYER SHA	EMPLOYEE PENSION, EMPLOYER SHA
058378	O.P.E.R.S.	3147.07	EMPLOYEE PENSION, EMPLOYER SHA	EMPLOYEE PENSION, EMPLOYER SHA
058378	O.P.E.R.S.	3147.05	EMPLOYEE PENSION, EMPLOYER SHA	EMPLOYEE PENSION, EMPLOYER SHA
058379	OH POLICE & FIRE PENSION FUND	9231.69	EMPLOYEE PENSION, EMPLOYER SHA	EMPLOYEE PENSION, EMPLOYER SHA

Check # Vendor name..... Amount..... Voucher Remark..... PO Purpose.....

058380	OHIO BILLING, INC.	850.00	EMS INSURANCE BILLING	EMS INSURANCE BILLING
058381	PREFERRED TEMPORARY SERVICES	288.50	GROUNDSCOOPER & STREET WORK	GROUNDSCOOPER & STREET WORK
058381	PREFERRED TEMPORARY SERVICES	288.50	GROUNDSCOOPER & STREET WORK	GROUNDSCOOPER & STREET WORK
058381	PREFERRED TEMPORARY SERVICES	288.50	GROUNDSCOOPER & STREET WORK	GROUNDSCOOPER & STREET WORK
058381	PREFERRED TEMPORARY SERVICES	230.80	GROUNDSCOOPER & STREET WORK	GROUNDSCOOPER & STREET WORK
058381	PREFERRED TEMPORARY SERVICES	230.80	GROUNDSCOOPER & STREET WORK	GROUNDSCOOPER & STREET WORK
058381	PREFERRED TEMPORARY SERVICES	230.80	GROUNDSCOOPER & STREET WORK	GROUNDSCOOPER & STREET WORK
058381	PREFERRED TEMPORARY SERVICES	230.80	GROUNDSCOOPER & STREET WORK	GROUNDSCOOPER & STREET WORK
058382	REAM & HAAGER LABORATORY INC	285.50	WATER SUPPLIES	WATER SUPPLIES
058382	REAM & HAAGER LABORATORY INC	125.00	WATER SUPPLIES	WATER SUPPLIES
058383	RED STAR VET	125.00	HORSE VISIT	HORSE VISIT
058384	REPOSITORY - GATEHOUSE MEDIA	929.60	LEGAL ADS	LEGAL ADS
058385	RICH BIBIGHAUS	50.14	T-SHIRT WHOLESALER	
058386	RUNCANTON, INC.	100.00	REFUND FOR INCORRECT PAYMENT	
058387	STAR2STAR COMMUNICATIONS	5.96	2017 VOIP PHONE SERVICE	2017 VOIP PHONE SERVICE
058387	STAR2STAR COMMUNICATIONS	6.27	2017 VOIP PHONE SERVICE	2017 VOIP PHONE SERVICE
058387	STAR2STAR COMMUNICATIONS	5.96	2017 VOIP PHONE SERVICE	2017 VOIP PHONE SERVICE
058387	STAR2STAR COMMUNICATIONS	5.96	2017 VOIP PHONE SERVICE	2017 VOIP PHONE SERVICE
058387	STAR2STAR COMMUNICATIONS	18.55	2017 VOIP PHONE SERVICE	2017 VOIP PHONE SERVICE
058387	STAR2STAR COMMUNICATIONS	18.55	2017 VOIP PHONE SERVICE	2017 VOIP PHONE SERVICE
058387	STAR2STAR COMMUNICATIONS	27.89	2017 VOIP PHONE SERVICE	2017 VOIP PHONE SERVICE
058387	STAR2STAR COMMUNICATIONS	27.89	2017 VOIP PHONE SERVICE	2017 VOIP PHONE SERVICE
058387	STAR2STAR COMMUNICATIONS	27.01	2018 VOIP PHONE SERVICE	2018 VOIP PHONE SERVICE
058387	STAR2STAR COMMUNICATIONS	111.42	2018 VOIP PHONE SERVICE	2018 VOIP PHONE SERVICE
058387	STAR2STAR COMMUNICATIONS	37.16	2018 VOIP PHONE SERVICE	2018 VOIP PHONE SERVICE
058387	STAR2STAR COMMUNICATIONS	37.16	2018 VOIP PHONE SERVICE	2018 VOIP PHONE SERVICE
058387	STAR2STAR COMMUNICATIONS	241.46	2018 VOIP PHONE SERVICE	2018 VOIP PHONE SERVICE
058387	STAR2STAR COMMUNICATIONS	204.37	2018 VOIP PHONE SERVICE	2018 VOIP PHONE SERVICE
058388	STEPHEN A. GINELLA JR	570.35	COLLECTION SERVICES	COLLECTION SERVICES
058388	STEPHEN A. GINELLA JR	14.20	COLLECTION SERVICES	COLLECTION SERVICES
058389	SUPERFLEET MASTERCARD PROGRAM	134.60	2018 M.V. FOR FUEL	2018 M.V. FOR FUEL
058390	THE HEALTH PLAN	2.31	EMPLOYEE REIMBURSEMENT FOR DED	EMPLOYEE REIMBURSEMENT FOR DED
058390	THE HEALTH PLAN		UCTIBLE & PRESC	UCTIBLE & PRESC
058390	THE HEALTH PLAN	4.62	EMPLOYEE REIMBURSEMENT FOR DED	EMPLOYEE REIMBURSEMENT FOR DED
058390	THE HEALTH PLAN		UCTIBLE & PRESC	UCTIBLE & PRESC
058390	THE HEALTH PLAN	5.50	EMPLOYEE REIMBURSEMENT FOR DED	EMPLOYEE REIMBURSEMENT FOR DED
058390	THE HEALTH PLAN		UCTIBLE & PRESC	UCTIBLE & PRESC
058390	THE HEALTH PLAN	2.75	EMPLOYEE REIMBURSEMENT FOR DED	EMPLOYEE REIMBURSEMENT FOR DED
058390	THE HEALTH PLAN		UCTIBLE & PRESC	UCTIBLE & PRESC
058390	THE HEALTH PLAN	12.10	EMPLOYEE REIMBURSEMENT FOR DED	EMPLOYEE REIMBURSEMENT FOR DED
058390	THE HEALTH PLAN		UCTIBLE & PRESC	UCTIBLE & PRESC
058390	THE HEALTH PLAN	50.60	EMPLOYEE REIMBURSEMENT FOR DED	EMPLOYEE REIMBURSEMENT FOR DED
058390	THE HEALTH PLAN		UCTIBLE & PRESC	UCTIBLE & PRESC
058390	THE HEALTH PLAN	26.51	EMPLOYEE REIMBURSEMENT FOR DED	EMPLOYEE REIMBURSEMENT FOR DED
058390	THE HEALTH PLAN		UCTIBLE & PRESC	UCTIBLE & PRESC
058390	THE HEALTH PLAN	26.51	EMPLOYEE REIMBURSEMENT FOR DED	EMPLOYEE REIMBURSEMENT FOR DED
058390	THE HEALTH PLAN		UCTIBLE & PRESC	UCTIBLE & PRESC
058390	THE HEALTH PLAN	1.10	EMPLOYEE REIMBURSEMENT FOR DED	EMPLOYEE REIMBURSEMENT FOR DED
058390	THE HEALTH PLAN		UCTIBLE & PRESC	UCTIBLE & PRESC
058391	UNIFIRST CORPORATION	93.12	CITY HALL RUGS	CITY HALL RUGS
058391	UNIFIRST CORPORATION	46.56	CITY HALL RUGS	CITY HALL RUGS
058391	UNIFIRST CORPORATION	46.56	CITY HALL RUGS	CITY HALL RUGS
058392	VERIZON WIRELESS	103.46	2018 WIRELESS PHONE LINES	2018 WIRELESS PHONE LINES

Check #	Vendor name	Amount	Voucher Remark	PO Purpose
058392	VERIZON WIRELESS	28.02	2018 WIRELESS PHONE LINES	2018 WIRELESS PHONE LINES
058392	VERIZON WIRELESS	28.02	2018 WIRELESS PHONE LINES	2018 WIRELESS PHONE LINES
058392	VERIZON WIRELESS	166.26	2018 WIRELESS PHONE LINES	2018 WIRELESS PHONE LINES
058392	VERIZON WIRELESS	618.10	2018 WIRELESS PHONE LINES	2018 WIRELESS PHONE LINES
058392	VERIZON WIRELESS	300.92	2018 WIRELESS PHONE LINES	2018 WIRELESS PHONE LINES
058392	VERIZON WIRELESS	224.15	2018 WIRELESS PHONE LINES	2018 WIRELESS PHONE LINES
058392	VERIZON WIRELESS	103.63	2018 WIRELESS PHONE LINES	2018 WIRELESS PHONE LINES
058393	VISION SERVICE PLAN - (OH)	13.24	2017 BUDGET VISION INS. PREMIUM	2017 BUDGET VISION INS. PREMIUM
058393	VISION SERVICE PLAN - (OH)	12.37	2017 BUDGET VISION INS. PREMIUM	2017 BUDGET VISION INS. PREMIUM
058393	VISION SERVICE PLAN - (OH)	7.25	2017 BUDGET VISION INS. PREMIUM	2017 BUDGET VISION INS. PREMIUM
058393	VISION SERVICE PLAN - (OH)	30.44	2018 BUDGET VISION INS. PREMIUM	2018 BUDGET VISION INS. PREMIUM
058393	VISION SERVICE PLAN - (OH)	23.71	2018 BUDGET VISION INS. PREMIUM	2018 BUDGET VISION INS. PREMIUM
058393	VISION SERVICE PLAN - (OH)	73.98	2018 BUDGET VISION INS. PREMIUM	2018 BUDGET VISION INS. PREMIUM
058393	VISION SERVICE PLAN - (OH)	291.59	2018 BUDGET VISION INS. PREMIUM	2018 BUDGET VISION INS. PREMIUM
058393	VISION SERVICE PLAN - (OH)	150.74	2018 BUDGET VISION INS. PREMIUM	2018 BUDGET VISION INS. PREMIUM
058393	VISION SERVICE PLAN - (OH)	150.74	2018 BUDGET VISION INS. PREMIUM	2018 BUDGET VISION INS. PREMIUM
058394	WATCHGUARD VIDEO INC	1020.00	CAMERA SYSTEM FOR NEW POLICE C	CAMERA SYSTEM FOR NEW POLICE C
058394	WATCHGUARD VIDEO INC	4775.00	CAMERA SYSTEM FOR NEW POLICE C	CAMERA SYSTEM FOR NEW POLICE C
058395	YOUNG TRUCK SALES, INC	275.00	AUTO REPAIR PARTS-STREET	AUTO REPAIR PARTS-STREET
058396	UNITED STATES TREASURY	2.93	2ND QUARTER EXCISE TAX 34-6000	CAMERA SYSTEM FOR NEW POLICE C
058396	UNITED STATES TREASURY	5.85	2ND QUARTER EXCISE TAX 34-6000	RUISER
058396	UNITED STATES TREASURY	6.97	2ND QUARTER EXCISE TAX 34-6000	RUISER
058396	UNITED STATES TREASURY	3.49	2ND QUARTER EXCISE TAX 34-6000	AUTO REPAIR PARTS-STREET
058396	UNITED STATES TREASURY	15.33	2ND QUARTER EXCISE TAX 34-6000	
058396	UNITED STATES TREASURY	64.14	2ND QUARTER EXCISE TAX 34-6000	
058396	UNITED STATES TREASURY	1.39	2ND QUARTER EXCISE TAX 34-6000	
058396	UNITED STATES TREASURY	33.60	2ND QUARTER EXCISE TAX 34-6000	
058396	UNITED STATES TREASURY	33.60	2ND QUARTER EXCISE TAX 34-6000	
058397	ADVANCE AUTO PARTS PROF.	56.37	AUTO REPAIR PARTS-POLICE	AUTO REPAIR PARTS-POLICE
058398	AIRGAS USA, LLC	9.20	EMS SUPPLIES	EMS SUPPLIES
058399	AKRON UNIFORMS	124.00	FIRE DEPARTMENT UNIFORMS	FIRE DEPARTMENT UNIFORMS
058400	ALL AMERICAN FIRE EQUIPMENT	51.00	M.V. GENERAL SUPPLIES: FIRE	M.V. GENERAL SUPPLIES: FIRE
058401	AUDITOR OF STATE	218.50	2017 FINANCIAL STATEMENT PREPA	2017 FINANCIAL STATEMENT PREPA
058401	AUDITOR OF STATE	178.25	2017 FINANCIAL STATEMENT PREPA	2017 FINANCIAL STATEMENT PREPA

Check # Vendor name..... Amount..... Voucher Remark..... PO Purpose.....

058401	AUDITOR OF STATE	178.25	2017 FINANCIAL STATEMENT PREPA RATION	2017 FINANCIAL STATEMENT PREPA RATION
058402	BARKLY AND MEOWS	67.99	K-9 UNIT SUPPLIES	K-9 UNIT SUPPLIES
058403	BOUND TREE CORPORATION	82.44	EMS SUPPLIES	EMS SUPPLIES
058404	C. MASSOUH PRINTING	99.21	OFFICE SUPPLIES: ADMIN, FINANC E, TAX, & PARKS	OFFICE SUPPLIES: ADMIN, FINANC E, TAX, & PARKS
058404	C. MASSOUH PRINTING	140.79	INCOME TAX LETTER HEAD	
058405	CANAL FULTON ELECTRICAL	340.00	FIRE DEPARTMENT REPAIRS	
058406	CANAL GRILLE	400.00	FOOD FOR DINNER CROISE	FOOD FOR DINNER CROISE
058407	CITY OF MASSILLON	1600.00	PRISONER TRANSPORT FEES	
058408	CLARK, SCHAEFFER & HACKETT	1134.00	2018 FINANCIAL AUDIT	2018 FINANCIAL AUDIT
058408	CLARK, SCHAEFFER & HACKETT	783.00	2018 FINANCIAL AUDIT	2018 FINANCIAL AUDIT
058408	CLARK, SCHAEFFER & HACKETT	783.00	2018 FINANCIAL AUDIT	2018 FINANCIAL AUDIT
058409	COMPLETE PEST SOLUTIONS	150.00	PEST CONTROL AT 960 MILAN ST	PEST CONTROL AT 960 MILAN ST
058410	D&R SUPPLY, INC.	430.97	STREET REPAIR MATERIALS	STREET REPAIR MATERIALS
058410	D&R SUPPLY, INC.	557.38	STREET REPAIR MATERIALS	STREET REPAIR MATERIALS
058410	D&R SUPPLY, INC.	267.80	STREET REPAIR MATERIALS	STREET REPAIR MATERIALS
058410	D&R SUPPLY, INC.	70.20	STREET REPAIR MATERIALS	STREET REPAIR MATERIALS
058410	D&R SUPPLY, INC.	1183.65	CEMETARY	
058411	DOMINION EAST OHIO	55.45	2018 NATURAL GAS	2018 NATURAL GAS
058411	DOMINION EAST OHIO	31.97	2018 NATURAL GAS	2018 NATURAL GAS
058411	DOMINION EAST OHIO	13.59	2018 NATURAL GAS	2018 NATURAL GAS
058411	DOMINION EAST OHIO	36.12	2018 NATURAL GAS	2018 NATURAL GAS
058411	DOMINION EAST OHIO	139.45	2018 NATURAL GAS	2018 NATURAL GAS
058411	DOMINION EAST OHIO	21.99	2018 NATURAL GAS	2018 NATURAL GAS
058411	DOMINION EAST OHIO	88.12	NATURAL GAS	2018 NATURAL GAS
058412	DREW TAYLOR LLC	110.00	PHONE REPAIRS	
058412	DREW TAYLOR LLC	135.00	COMPUTER REPAIRS	
058413	EDWARD ZIMMERMAN	100.00	UTILITY DEPOSIT REFUND 02*1050 *13	
058414	ELAINE WEITZEL	80.00	POLICE DEPT. CLEANING	POLICE DEPT. CLEANING
058415	ERA INC.	62.62	FLORIDE QUALITY CONTROL SAMPLE	FLORIDE QUALITY CONTROL SAMPLE
058416	FINLEY FIRE EQUIPMENT	1460.57	M.V. GENERAL SUPPLIES: FIRE	M.V. GENERAL SUPPLIES: FIRE
058417	GRAPHIC ENTERPRISES	37.82	POLICE DEPT/CITY HALL COPIER	POLICE DEPT/CITY HALL COPIER
058418	JAKE MORTON	956.60	SAFTER GRANT TUITION REIMBURSE MENT	
058419	JILL COLLET	1995.00	SAFER TUITION REIMBURSEMENT	
058420	LOGIC	5211.00	2018 FIRE & POLICE DISPATCHING	2018 FIRE & POLICE DISPATCHING
058421	LYKINS OIL COMPANY	277.59	2018 M.V. FOR FUEL	2018 M.V. FOR FUEL
058421	LYKINS OIL COMPANY	204.29	2018 M.V. FOR FUEL	2018 M.V. FOR FUEL
058421	LYKINS OIL COMPANY	119.44	2018 M.V. FOR FUEL	2018 M.V. FOR FUEL
058422	MILLER AND CO.	131.00	PORTA JONS	PORTA JONS
058423	NORTHWEST LSD	49.59	M.V. FUEL	M.V. FUEL
058423	NORTHWEST LSD	131.00	M.V. FUEL	M.V. FUEL
058423	NORTHWEST LSD	131.00	M.V. FUEL	M.V. FUEL
058423	NORTHWEST LSD	412.35	2018 M.V. FOR FUEL	2018 M.V. FOR FUEL
058423	NORTHWEST LSD	1025.75	2018 M.V. FOR FUEL	2018 M.V. FOR FUEL
058423	NORTHWEST LSD	550.79	2018 M.V. FOR FUEL	2018 M.V. FOR FUEL
058424	O.P.E.R.S.	4539.21	EMPLOYEE PENSION	
058425	OHIO BUREAU OF WORKERS COMP	9.44	WORKERS COMPENSATION	
058425	OHIO BUREAU OF WORKERS COMP	77.51	WORKERS COMPENSATION	
058425	OHIO BUREAU OF WORKERS COMP	39.50	WORKERS COMPENSATION	
058425	OHIO BUREAU OF WORKERS COMP	59.28	WORKERS COMPENSATION	
058425	OHIO BUREAU OF WORKERS COMP	11.28	WORKERS COMPENSATION	
058425	OHIO BUREAU OF WORKERS COMP	32.39	WORKERS COMPENSATION	
058425	OHIO BUREAU OF WORKERS COMP	12.96	WORKERS COMPENSATION	

Check #	Vendor name	Amount	Voucher Remark	PO Purpose
058425	OHIO BUREAU OF WORKERS COMP	24.81	WORKERS COMPENSATION	2018 ELECTRICITY COST
058425	OHIO BUREAU OF WORKERS COMP	118.56	WORKERS COMPENSATION	2018 ELECTRICITY COST
058425	OHIO BUREAU OF WORKERS COMP	688.93	WORKERS COMPENSATION	2018 ELECTRICITY COST
058425	OHIO BUREAU OF WORKERS COMP	360.89	WORKERS COMPENSATION	2018 ELECTRICITY COST
058425	OHIO BUREAU OF WORKERS COMP	22.47	WORKERS COMPENSATION	2018 ELECTRICITY COST
058425	OHIO BUREAU OF WORKERS COMP	281.57	WORKERS COMPENSATION	2018 ELECTRICITY COST
058425	OHIO BUREAU OF WORKERS COMP	281.49	WORKERS COMPENSATION	2018 ELECTRICITY COST
058426	OHIO EDISON COMPANY	16.40	2018 ELECTRICITY COST	2018 ELECTRICITY COST
058427	OHIO EDISON COMPANY	17.84	2018 ELECTRICITY COST	2018 ELECTRICITY COST
058428	OHIO EDISON COMPANY	775.06	2018 ELECTRICITY COST	2018 ELECTRICITY COST
058428	OHIO EDISON COMPANY	775.06	2018 ELECTRICITY COST	2018 ELECTRICITY COST
058429	OHIO EDISON COMPANY	27.89	2018 ELECTRICITY COST	2018 ELECTRICITY COST
058429	OHIO EDISON COMPANY	27.89	2018 ELECTRICITY COST	2018 ELECTRICITY COST
058430	OHIO EDISON COMPANY	75.71	2018 ELECTRICITY COST	2018 ELECTRICITY COST
058431	OHIO EDISON COMPANY	301.44	2018 ELECTRICITY COST	2018 ELECTRICITY COST
058431	OHIO EDISON COMPANY	1735.51	2018 ELECTRICITY COST	2018 ELECTRICITY COST
058431	OHIO EDISON COMPANY	399.59	2018 ELECTRICITY COST	2018 ELECTRICITY COST
058431	OHIO EDISON COMPANY	289.71	2018 ELECTRICITY COST	2018 ELECTRICITY COST
058431	OHIO EDISON COMPANY	1735.51	2018 ELECTRICITY COST	2018 ELECTRICITY COST
058431	OHIO EDISON COMPANY	2803.56	2018 ELECTRICITY COST	2018 ELECTRICITY COST
058431	OHIO EDISON COMPANY	4448.68	2018 ELECTRICITY COST	2018 ELECTRICITY COST
058431	OHIO EDISON COMPANY	5658.03	2018 ELECTRICITY COST	2018 ELECTRICITY COST
058432	OHIO EDISON COMPANY	78.37	2018 ELECTRICITY COST	2018 ELECTRICITY COST
058433	OHIO PUBLIC RISK INS. AGENCY	775.00	TUITION FOR ASST CHIEG GREEN, CAPT. YERIAN, SRO CONFERENCE	TUITION FOR ASST CHIEG GREEN, CAPT. YERIAN, SRO CONFERENCE
058434	OHIO SCHOOL RES. OFFICER ASSOC	590.00	SRO CONFERENCE	SRO CONFERENCE
058435	PELINI AND ASSOCIATES LLC	780.00	LEGAL SERVICES TO PROCEED WITH CANAL LANDS II	LEGAL SERVICES TO PROCEED WITH CANAL LANDS II
058436	PREFERRED TEMPORARY SERVICES	219.16	GROUNDKEEPER & STREET WORK	GROUNDKEEPER & STREET WORK
058436	PREFERRED TEMPORARY SERVICES	219.15	GROUNDKEEPER & STREET WORK	GROUNDKEEPER & STREET WORK
058436	PREFERRED TEMPORARY SERVICES	219.15	GROUNDKEEPER & STREET WORK	GROUNDKEEPER & STREET WORK
058436	PREFERRED TEMPORARY SERVICES	219.15	GROUNDKEEPER & STREET WORK	GROUNDKEEPER & STREET WORK
058437	PROTECH SECURITY	93.75	SERVICE	GROUNDKEEPER & STREET WORK
058438	QUILL CORPORATION	18.75	MV OFFICE SUPPLIES: POLICE, FIRE, UTILITIES	MV OFFICE SUPPLIES: POLICE, FIRE, UTILITIES
058438	QUILL CORPORATION	18.75	MV OFFICE SUPPLIES: POLICE, FIRE, UTILITIES	MV OFFICE SUPPLIES: POLICE, FIRE, UTILITIES
058439	RED STAR VET	375.00	VET BILL FOR WILLY	VET BILL FOR WILLY
058440	REPOSITORY - GATEHOUSE MEDIA	96.88	NEWSPAPER SUBSCRIPTION	NEWSPAPER SUBSCRIPTION
058441	ROBERT STETKA	67.99	DEPARTMENT SUPPLIES	DEPARTMENT SUPPLIES
058442	SAND ROCK WATER	54.00	POLICE DEPARTMENT WATER	POLICE DEPARTMENT WATER
058443	SUPERFLEET MASTERCARD PROGRAM	318.90	2018 M.V. FOR FUEL	2018 M.V. FOR FUEL
058444	THREE PINES VETERINARY CLINIC	231.81	HORSE VET EXPENSE	HORSE VET EXPENSE
058445	TRANSUNION RISK & ALTERNATIVE	225.00		
058446	US BANK EQUIPMENT FINANCE	89.00	POLICE DEPARTMENT COPIER	POLICE DEPARTMENT COPIER
058447	VERIZON WIRELESS	14.14	2018 WIRELESS PHONE LINES	2018 WIRELESS PHONE LINES
058448	WORKMAN'S AUTO PARTS	603.76	AUTO PARTS	AUTO PARTS
058448	WORKMAN'S AUTO PARTS	21.99	AUTO PARTS	AUTO PARTS
058449	WORKMAN'S AUTO PARTS	236.08	VEHICLE REPAIR PARTS	VEHICLE REPAIR PARTS
058449	WORKMAN'S AUTO PARTS	15.20	VEHICLE REPAIR PARTS	VEHICLE REPAIR PARTS
058449	WORKMAN'S AUTO PARTS	76.86	VEHICLE REPAIR PARTS	VEHICLE REPAIR PARTS
058450	STARBUCK DINNER THEATRE	500.00	CANAL BOAT PERFORMANCE	CANAL BOAT PERFORMANCE
058451	GRASSMASTER INC	60.00	CANALWAY CENTER	CANALWAY CENTER
058452	THE LADY BUG GARDEN CTR	260.00	VISITORS CENTER MOWINGS	VISITORS CENTER MOWINGS
058453	DEE ANN LENGGERICH	5000.00	HORSE FOR CANAL BOAT	HORSE FOR CANAL BOAT
M14233	M.V. EMPLOYEE REIMBURSEMENT'S	18.29	EMPLOYEE REIMBURSEMENT FOR DED	EMPLOYEE REIMBURSEMENT FOR DED

Check #	Vendor name	Amount	Voucher Remark	PO Purpose
M14233	M.V. EMPLOYEE REIMBURSEMENTS	17.49	UCTIBLES & PRES EMPLOYEE REIMBURSEMENT FOR DED	UCTIBLES & PRES EMPLOYEE REIMBURSEMENT FOR DED
M14233	M.V. EMPLOYEE REIMBURSEMENTS	207.36	UCTIBLES & PRES EMPLOYEE REIMBURSEMENT FOR DED	UCTIBLES & PRES EMPLOYEE REIMBURSEMENT FOR DED
M14233	M.V. EMPLOYEE REIMBURSEMENTS	207.36	UCTIBLES & PRES EMPLOYEE REIMBURSEMENT FOR DED	UCTIBLES & PRES EMPLOYEE REIMBURSEMENT FOR DED
M14234	M.V. EMPLOYEE REIMBURSEMENTS	639.43	UCTIBLES & PRES EMPLOYEE REIMBURSEMENT FOR DED	UCTIBLES & PRES EMPLOYEE REIMBURSEMENT FOR DED
M14235	HUNTINGTON BANK	43.31	UCTIBLE & PRESC bank fees	UCTIBLE & PRESC
M14235	HUNTINGTON BANK	86.62	bank fees	
M14235	HUNTINGTON BANK	151.60	bank fees	
M14235	HUNTINGTON BANK	151.60	bank fees	
M14236	INFINTECH	168.18		
M14236	INFINTECH	168.18		
M14237	OHIO MUNICIPAL LEAGUE	258.75	OML CONFERENCE	OML CONFERENCE
M14238	AUSTIN PARTS & SERVICE	207.79		
M14239	M.V. EMPLOYEE REIMBURSEMENTS	153.33	EMPLOYEE REIMBURSEMENT FOR DED	EMPLOYEE REIMBURSEMENT FOR DED
M14239	M.V. EMPLOYEE REIMBURSEMENTS	35.32	UCTIBLES & PRES EMPLOYEE REIMBURSEMENT FOR DED	UCTIBLES & PRES EMPLOYEE REIMBURSEMENT FOR DED
M14239	M.V. EMPLOYEE REIMBURSEMENTS	855.81	UCTIBLES & PRES EMPLOYEE REIMBURSEMENT FOR DED	UCTIBLES & PRES EMPLOYEE REIMBURSEMENT FOR DED
M14239	M.V. EMPLOYEE REIMBURSEMENTS	855.81	UCTIBLES & PRES EMPLOYEE REIMBURSEMENT FOR DED	UCTIBLES & PRES EMPLOYEE REIMBURSEMENT FOR DED
M14240	M.V. EMPLOYEE REIMBURSEMENTS	448.34	UCTIBLES & PRES EMPLOYEE REIMBURSEMENT FOR DED	UCTIBLES & PRES EMPLOYEE REIMBURSEMENT FOR DED
M14241	OHIO GFOA	170.00	UCTIBLE & PRESC	UCTIBLE & PRESC
M14242	FIRE FORCE, INC	-933.00	correction	
M14242	FIRE FORCE, INC	933.00	correction	
M14243	HUNTINGTON BANK	64.26		
M14243	HUNTINGTON BANK	289.16		
M14243	HUNTINGTON BANK	289.16		
M14244	M.V. EMPLOYEE REIMBURSEMENTS	14.70	EMPLOYEE REIMBURSEMENT FOR DED	EMPLOYEE REIMBURSEMENT FOR DED
M14244	M.V. EMPLOYEE REIMBURSEMENTS	35.70	UCTIBLES & PRES EMPLOYEE REIMBURSEMENT FOR DED	UCTIBLES & PRES EMPLOYEE REIMBURSEMENT FOR DED
M14244	M.V. EMPLOYEE REIMBURSEMENTS	7.50	UCTIBLES & PRES EMPLOYEE REIMBURSEMENT FOR DED	UCTIBLES & PRES EMPLOYEE REIMBURSEMENT FOR DED
M14244	M.V. EMPLOYEE REIMBURSEMENTS	22.50	UCTIBLES & PRES EMPLOYEE REIMBURSEMENT FOR DED	UCTIBLES & PRES EMPLOYEE REIMBURSEMENT FOR DED
M14244	M.V. EMPLOYEE REIMBURSEMENTS	679.80	UCTIBLES & PRES EMPLOYEE REIMBURSEMENT FOR DED	UCTIBLES & PRES EMPLOYEE REIMBURSEMENT FOR DED
M14244	M.V. EMPLOYEE REIMBURSEMENTS	679.80	UCTIBLES & PRES EMPLOYEE REIMBURSEMENT FOR DED	UCTIBLES & PRES EMPLOYEE REIMBURSEMENT FOR DED
M14245	M.V. EMPLOYEE REIMBURSEMENTS	115.00	UCTIBLES & PRES EMPLOYEE REIMBURSEMENT FOR DED	UCTIBLES & PRES EMPLOYEE REIMBURSEMENT FOR DED
M14246	TREASURER OF STATE	100.00	UCTIBLE & PRESC	UCTIBLE & PRESC
M14247	MENARDS	26.48		
M14248	MENARDS	225.78		
M14249	HUNTINGTON BANK	23.30	Health Benefits	
M14250	HUNTINGTON BANK	28.00		
M14251	HUNTINGTON BANK	203.11		
OP2385	GROSS PAYROLL	2892.86	1st July Payroll	
OP2385	GROSS PAYROLL	1665.67	1st July Payroll	
OP2385	GROSS PAYROLL	1859.47	1st July Payroll	

Check #	Vendor name	Amount	Voucher	Remark	PO Purpose
OP2385	GROSS PAYROLL	940.02	1st July	Payroll	
OP2385	GROSS PAYROLL	27.20	1st July	Payroll	
OP2385	GROSS PAYROLL	1151.64	1st July	Payroll	
OP2385	GROSS PAYROLL	422.40	1st July	Payroll	
OP2385	GROSS PAYROLL	3974.22	1st July	Payroll	
OP2385	GROSS PAYROLL	27.20	1st July	Payroll	
OP2385	GROSS PAYROLL	21784.35	1st July	Payroll	
OP2385	GROSS PAYROLL	695.90	1st July	Payroll	
OP2385	GROSS PAYROLL	2364.65	1st July	Payroll	
OP2385	GROSS PAYROLL	13291.47	1st July	Payroll	
OP2385	GROSS PAYROLL	821.20	1st July	Payroll	
OP2385	GROSS PAYROLL	2140.27	1st July	Payroll	
OP2385	GROSS PAYROLL	1461.91	1st July	Payroll	
OP2385	GROSS PAYROLL	10368.51	1st July	Payroll	
OP2385	GROSS PAYROLL	578.19	1st July	Payroll	
OP2385	GROSS PAYROLL	125.00	1st July	Payroll	
OP2385	GROSS PAYROLL	10368.59	1st July	Payroll	
OP2385	GROSS PAYROLL	578.21	1st July	Payroll	
OP2385	GROSS PAYROLL	125.00	1st July	Payroll	
OP2385	GROSS PAYROLL	789.32	1st July	Payroll	
OP2386	IRS	50.91	1st July	Payroll	
OP2386	IRS	41.09	1st July	Payroll	
OP2386	IRS	23.00	1st July	Payroll	
OP2386	IRS	26.46	1st July	Payroll	
OP2386	IRS	13.24	1st July	Payroll	
OP2386	IRS	0.39	1st July	Payroll	
OP2386	IRS	16.69	1st July	Payroll	
OP2386	IRS	6.12	1st July	Payroll	
OP2386	IRS	54.86	1st July	Payroll	
OP2386	IRS	0.39	1st July	Payroll	
OP2386	IRS	273.26	1st July	Payroll	
OP2386	IRS	9.70	1st July	Payroll	
OP2386	IRS	34.29	1st July	Payroll	
OP2386	IRS	192.42	1st July	Payroll	
OP2386	IRS	11.91	1st July	Payroll	
OP2386	IRS	31.04	1st July	Payroll	
OP2386	IRS	21.18	1st July	Payroll	
OP2386	IRS	127.02	1st July	Payroll	
OP2386	IRS	8.08	1st July	Payroll	
OP2386	IRS	1.82	1st July	Payroll	
OP2386	IRS	127.03	1st July	Payroll	
OP2386	IRS	8.06	1st July	Payroll	
OP2386	IRS	1.81	1st July	Payroll	
OP2387	GROSS PAYROLL	1537.20	2nd July	Payroll	
OP2387	GROSS PAYROLL	3793.60	2nd July	Payroll	
OP2387	GROSS PAYROLL	1651.72	2nd July	Payroll	
OP2387	GROSS PAYROLL	1860.96	2nd July	Payroll	
OP2387	GROSS PAYROLL	985.39	2nd July	Payroll	
OP2387	GROSS PAYROLL	940.04	2nd July	Payroll	
OP2387	GROSS PAYROLL	51.69	2nd July	Payroll	
OP2387	GROSS PAYROLL	1442.13	2nd July	Payroll	
OP2387	GROSS PAYROLL	584.32	2nd July	Payroll	
OP2387	GROSS PAYROLL	3974.18	2nd July	Payroll	
OP2387	GROSS PAYROLL	429.87	2nd July	Payroll	
OP2387	GROSS PAYROLL	21065.98	2nd July	Payroll	
OP2387	GROSS PAYROLL	596.55	2nd July	Payroll	

Check # Vendor name..... Amount..... Voucher Remark..... PO Purpose.....

OP2387	GROSS PAYROLL	3036.02	2nd July Payroll	
OP2387	GROSS PAYROLL	15385.66	2nd July Payroll	
OP2387	GROSS PAYROLL	821.20	2nd July Payroll	
OP2387	GROSS PAYROLL	2808.48	2nd July Payroll	
OP2387	GROSS PAYROLL	1800.83	2nd July Payroll	
OP2387	GROSS PAYROLL	12740.22	2nd July Payroll	
OP2387	GROSS PAYROLL	241.58	2nd July Payroll	
OP2387	GROSS PAYROLL	12740.23	2nd July Payroll	
OP2387	GROSS PAYROLL	241.59	2nd July Payroll	
OP2388	IRS	15.62	2nd July Payroll	
OP2388	IRS	919.41	2nd July Payroll	
OP2388	IRS	50.91	2nd July Payroll	
OP2388	IRS	10.79	2nd July Payroll	
OP2388	IRS	10.79	2nd July Payroll	
OP2388	IRS	22.27	2nd July Payroll	
OP2388	IRS	54.15	2nd July Payroll	
OP2388	IRS	22.80	2nd July Payroll	
OP2388	IRS	26.48	2nd July Payroll	
OP2388	IRS	14.29	2nd July Payroll	
OP2388	IRS	13.26	2nd July Payroll	
OP2388	IRS	0.72	2nd July Payroll	
OP2388	IRS	20.91	2nd July Payroll	
OP2388	IRS	8.47	2nd July Payroll	
OP2388	IRS	55.15	2nd July Payroll	
OP2388	IRS	5.95	2nd July Payroll	
OP2388	IRS	262.77	2nd July Payroll	
OP2388	IRS	8.31	2nd July Payroll	
OP2388	IRS	44.02	2nd July Payroll	
OP2388	IRS	222.77	2nd July Payroll	
OP2388	IRS	11.91	2nd July Payroll	
OP2388	IRS	40.73	2nd July Payroll	
OP2388	IRS	26.11	2nd July Payroll	
OP2388	IRS	161.28	2nd July Payroll	
OP2388	IRS	3.33	2nd July Payroll	
OP2388	IRS	161.29	2nd July Payroll	
OP2388	IRS	3.33	2nd July Payroll	

1500811 323965.49
8